


FORM F-2	OFFICER REPORT			
	Agenda Item Number	4.1	Item Title	President
	Date	7/12/19	Reported by	Arthur Clendenin PE
	Purpose	2018-2019 Executive Committee Meeting		

COMMITTEE	Branch/Section Relations Committee (Standing)	CHAIR	Bobby Lys Jr. PE
Goal(s):		Deadline(s):	

Caprock Branch. Russell Carter and I met with a group of potential officers for the Branch. They indicated their interest and I believe they will step up to the challenge.

Brazos Branch. Met with the officers to discuss next year's slate of officers. We have a rather large group of attendees each month, however, the number of people interested in an officer position is very slim. We discussed how to get more people involved. We also discussed how to bring younger members into officer positions as well.

I will be attending several Branch meetings as the year progresses. I want to hear from each one what the Section can do to help each Branch.

COMMITTEE	Office and Personnel Committee (Standing)	CHAIR	Arthur Clendenin PE
Goal(s):		Deadline(s):	

May 17, 2019- Attended Infrastructure Week's 2019 Southeastern Summit held in Houston, TX. Very informative half day of speakers from across the country, who are in touch with the needs of the future, and how we will navigate ourselves to get there.

Met with Lindsay at the Austin Office on June 6, 2019. Discussed office operations, new copy machine, CECON Logistics. Also discussed the upcoming need to spur on the UT Arlington students to keep the 2020 program moving forward, and need to identify the next host following UTA for 2021.

Legislature has concluded their session- count it successful in the flood management arena- funding mechanisms are to be developed to accompany the legislation package. This should give noticeable improvement to our infrastructure report card in this area.

\$5,095.00 in Pledges were raised in a week by Section members who have generously contributed to the Anthony Luce Memorial Fund. This will Join the Dallas' Branch total of \$23,600 to date!

LDW weekend is engraved in stone and ready to go. Susan has put together a great program for incoming officers.

It is time to revive the infrastructure report card committee to begin work on the 2021 report.


Have begun scheduling for fall officer installations.

Section staff are passing around the video from the Student Symposium- what a great marketing tool for next year.

COMMITTEE	Past Presidents Council (Standing)	CHAIR	Audra Morse PE
Goal(s):		Deadline(s):	

Acceptance of the Texas OCEA Award nominee (Wichita Falls Direct Potable Reuse & Indirect Potable Reuse Project) at the April 2019 Texas Section Board Meeting, submittal of nomination for ASCE's OCEA Award by June 1st deadline, and approval of commemorative bronze plaque to be presented at CECON 2019 concluded Audra's current assignment. No further business to report at this time.

ITEMS FOR AGENDA	Memorial Scholarship Fund (Item 2.4), Call for 2021 Student Symposium Host (Item 3.7), 2021 Report Card for Texas' Infrastructure (Item 3.10)

FORM F-2	OFFICER REPORT			
	Agenda Item Number	4.2	Item Title	Past President
	Date	7/12/19	Reported by	Lawrence Goldberg PE
	Purpose	2018-2019 Executive Committee Meeting		

COMMITTEE	History & Heritage Committee (Standing)	CHAIR	Melinda Luna PE
Goal(s):		Deadline(s):	

I am ahead on Articles for TCE. I helped the Dallas Branch on a possible state landmark. Waiting to hear about nomination of Ann Cook for History and Heritage Award.
No Agenda items.

COMMITTEE	Honors Committee (Standing)	CHAIR	Chad Ballard PE
Goal(s):		Deadline(s):	

- Review nominations received – Completed
- Committee phone call – 7/2/2019
- Determine award winners – 7/17/2019
- Submit to Executive Board (email) – 7/17/2019
- Board to vote by conference call – TBD

COMMITTEE	Intra-Society Relations Committee (Standing)	CHAIR	Fadi Faraj PE
Goal(s):		Deadline(s):	Completed list goals

1. Develop role of the committee
2. Gain further knowledge of the ASCE Texas Section Map
3. Continued knowledge of the ASCE Texas Section Org Chart
4. On-going communications with the ASCE Director for Region 6 (Nancy Cline PE)


COMMITTEE	Nominating Committee (Standing)	CHAIR	Tim Newton PE
Goal(s):		Deadline(s):	

The following slate of nominees were sent out for voting.

- President Elect – Sean Merrell (Dallas)
- Vice President Educational Elect – Natalie Weiershausen (Houston)
- Vice President Professional Elect – Griselda Gonzales (Houston)
- Vice President Technical Elect – Bob Stevens (Ft Worth)
- Director at Large (two positions) – Bilkis Olazaran Martinez (Rio Grande Valley) and Alik McCoy (Houston)
- Voting to close in July, prior to Executive Committee meeting & Leadership Development Weekend

Voting results to be presented.

COMMITTEE	CECON Strategic Planning Committee (Task)	CHAIR	Lawrence Goldberg PE
Goal(s):	Develop Vision for the future of CECON	Deadline(s):	
<ul style="list-style-type: none">• Finalized minutes of the meeting held on March 21, 2019• Launched site selection task committee for determination of new location for CECON 2022 and moving forward• Provide CECON Committee with minutes – working toward conference call with committee to review ideas that were developed from visioning charrette• Investigate opportunity to modify dates for conference from Wednesday thru Friday, to Thursday thru Saturday			
ITEMS FOR AGENDA	CECON Visioning (Item 3.8)		

FORM F-2	OFFICER REPORT			
	Agenda Item Number	4.4	Item Title	VP-Educational
	Date	7/12/19	Reported by	Kimberly Cornett PE
	Purpose	2018-2019 Executive Committee Meeting		

ACTIVITY	Webinars	CHAIR	n/a
Goal(s):		Deadline(s):	

Finding speakers for the webinars has been a struggle this year. It seems it was one also in the past year to get speakers lined up. It has been discussed and approved to move this to the VP Technical position since they have more connections with the Institute Chapters and CECON speakers.

I have reached out to CECON committee for names of speakers that they are not using and they provided a list of about 10 names, I have reached out to the institute chairs at the state and branch levels a few times with little response. Each webinar, I make an announcement.

Emails will go out again in July to attempt to fill the year and transition to the VP technical in the fall.

COMMITTEE	STEM Committee (Task)	CHAIR	Sarah Alvarez PE
Goal(s):		Deadline(s):	

STEM Committee Chair attended the TAME STEM State Competition on April 27th in Huntsville on behalf of the ASCE Texas Section. Researching/coordinating delivery of Dream Big Toolkits to TAME Chapters, 14 total.

STEM EXPO 2020 will be in Austin. The STEM committee plans to attend again. We have built a relationship from this expo and the attendees are beginning to recognize us and reach out to us to assist at schools.

The STEM committee will continue to support TAME and hopefully get more involved in the local chapters more with branch members.

COMMITTEE	Student Activities Committee (Standing)	CHAIR Competitions Coordinator	Heather Guillen PE Cynthia Syvarth PE
Goal(s):		Deadline(s):	

Since the April 2019 symposium, the planning committee held a lesson's learned meeting in April. Monthly planning meetings for the 2020 symposium commenced in May and continued in June. In addition to planning the next symposium, the committee is working towards updating the Texas Section symposium planning guidance document.

The 2019 Student Symposium winners for all events are attached to this report.

In the Blue Sky Competition:

Universidad Nacional Autonoma de Mexico and Angelo State University competed at the **National** Level as representative schools from the Texas Mexico Region. Universidad Nacional Autonoma de Mexico won 1st place for their "floating cities" idea and Angelo State University was the 3rd place winner with their ideas. Angelo State is a small school and a new ASCE Student Chapter, so this was a great experience for them overall to compete and win.

We need a host school for the 2021 ASCE Texas Student Symposium.

COMMITTEE	Younger Members Committee (Standing)	CHAIR	Joe Alvarez
Goal(s):		Deadline(s):	
<p>YM committee has ordered stress hardhats with the YM logo. These items will be used at events and meetings get the word out that there is a committee at the Section level that host events statewide and available to attend branch YM events.</p> <p>YM Camping Trip – the Houston branch is taking the charge to plan the event. It will be held at Pace Bend Park on October 18 &19, 2019. Registration details will be available soon at www.texasce.org/event/ymcamping19/</p> <p>YM's have a CECOM subcommittee that plans the annual Gala & Texas Section Awards Banquet each year. This year theme is Casino Night and the banquet is on Thursday night, September 19, 2019 in San Marcos.</p>			
ITEMS FOR AGENDA	2021 Student Symposium Host (Item 3.7)		
<p>Head Judge/Competitions Coordinator to facilitate call for 2021 Student Symposium Host. Inquiry to be sent to ASCE Student Chapters in Texas or provide suggested rotation list.</p>			

2019 ASCE Texas Student Symposium | South Padre Island | Hosted by UTRGV's ASCE Student Chapter

Texas-Mexico Regional Competition Winners

Research Poster

1. Sara Davila, The University of Texas Rio Grande Valley
2. Afshin Shamsschooli, The University of Texas at Arlington
3. Tie
 - a. Andres Guevara-Nadeau & Jevon Harding, The University of Texas Rio Grande Valley
 - b. Graham Robertson, The University of Texas at Arlington

Technical Paper

1. **University of Houston**
Sylvia Vazquez
19206 Windsor Pointe Ct
Tomball, TX 77375
Sylvia_vazquez@outlook.com
2. **Universidad Nacional Autonoma de Mexico**
Ricardo Alarcon Guerrero
Estio 1, Merced Gomez, Alvaro Obregon
Cd. De Mexico, 01600
ragwarr@gmail.com
3. **Lamar University**
Madalyn E. Orozco
PO Box 73
Wallisville, TX 77597
Morozco1@lamar.edu

Mystery Design

1. The University of Texas Rio Grande Valley
2. The University of Texas at Austin
3. The University of Texas at Arlington

Blue Sky

1. Universidad Nacional Autonoma de Mexico
2. Angelo State University
3. Texas Tech University

Keith McBride Spirit of the Competition

1. Concrete Canoe – Texas Tech University

Concrete Bowling

1. Texas Tech University Team 1
2. Texas Tech University Team 2
3. The University of Texas at Tyler

Concrete Frisbee

1. Tarleton State University
2. University of Texas at Arlington
3. University of Texas at Tyler

Concrete Canoe


1. See PDF "2019 Texas-Mexico NCCC Online Electronic Score Sheet"

Design Paper				Oral Presentation				Final Product				Final Summary—Sorted by Rank		
Rank	Comp. Pnts	School		Rank	Comp. Pnts	School		Rank	Comp. Pnts	School		Sorted Rank	School Name	Points
1	25.0	The University of Texas at El Paso		1	25.0	Instituto Tecnológico y de Estudios Superiores de Monterrey		1	25.0	Universidad Autonoma del Estado de Mexico		1	The University of Texas at Austin	88.9
2	22.5	The University of Texas at Austin		2	22.5	The University of Texas at Austin		2	22.5	The University of Texas at El Paso		2	Texas A&M University	71.8
3	20.0	Instituto Tecnológico y de Estudios Superiores de Monterrey		3	20.0	Texas A&M University		3	20.0	The University of Texas at Austin		3	The University of Texas at El Paso	68.8
4	17.5	Texas A&M University		4	17.5	The University of Texas at San Antonio		4	17.5	Texas A&M University		4	Instituto Tecnológico y de Estudios Superiores de Monterrey	65.9
5	15.0	The University of Texas at San Antonio		5	15.0	The University of Texas at El Paso		5	15.0	The University of Texas at Arlington		5	Universidad Autonoma del Estado de Mexico	64.6
6	12.5	Universidad Autonoma del Estado de Mexico		6	12.5	Lamar University		6	12.5	Instituto Tecnológico y de Estudios Superiores de Monterrey		6	The University of Texas at San Antonio	43.1
7	10.0	Texas Tech University		7	10.0	The University of Texas at Arlington		7	10.0	University of Houston		7	The University of Texas at Arlington	38.0
8	7.5	University of Houston		8	7.5	Texas Tech University		8	7.5	Lamar University		8	Lamar University	33.2
9	5.0	Lamar University		9	5.0	Universidad Autonoma del Estado de Mexico		9	5.0	The University of Texas at San Antonio		9	University of Houston	32.2
10	2.5	Universidad La Salle Victoria		10	2.5	University of Houston		10	2.5	Universidad La Salle Victoria		10	Texas Tech University	17.5
11		The University of Texas at Arlington		11		Texas A&M University-Kingsville		11		The University of Texas Rio Grande Valley		11	Texas A&M University-Kingsville	11.1
12		Texas A&M University-Kingsville		12		Universidad La Salle Victoria		12		Texas A&M University-Kingsville		12	The University of Texas Rio Grande Valley	5.9
13		The University of Texas Rio Grande Valley		13		The University of Texas Rio Grande Valley		31		Texas Tech University		13	Universidad La Salle Victoria	5.0
31		The University of Texas at Tyler		31		The University of Texas at Tyler		31		The University of Texas at Tyler		14	The University of Texas at Tyler	0.0


Standings—Women's Final Sprints					Standings—Men's Final Sprints					Standings—Coed Final Sprints				
Place	Time	Comp. Pnts	School		Place	Time	Comp. Pnts	School		Place	Time	Comp. Pnts	School	
1	01:41.00	4.5	The University of Texas at Austin		1	01:17.52	4.5	The University of Texas at Austin		1	01:20.07	6.0	Universidad Autonoma del Estado de Mexico	
2	01:43.00	4.0	Universidad Autonoma del Estado de Mexico		2	01:33.14	4.0	Texas A&M University		2	01:23.58	5.4	The University of Texas at Austin	
3	01:55.00	3.6	Texas A&M University		3	01:34.47	3.6	The University of Texas at Arlington		3	01:37.33	4.8	The University of Texas at Arlington	
4	02:30.00	3.1	The University of Texas at Arlington		4	01:48.55	3.1	The University of Texas at San Antonio		4	01:57.91	4.2	Texas A&M University	
5	02:48.08	2.6	Texas A&M University-Kingsville		5	01:48.75	2.6	Universidad Autonoma del Estado de Mexico		5	02:04.49	3.6	Texas A&M University-Kingsville	
6	03:37.83	2.2	Lamar University		6	03:09.62	2.2	The University of Texas Rio Grande Valley		6	02:26.78	3.0	University of Houston	
7	05:28.00	1.8	University of Houston		7	03:20.05	1.8	The University of Texas at El Paso		7	02:33.30	2.4	Instituto Tecnológico y de Estudios Superiores de Monterrey	
8	05:42.10	1.4	The University of Texas Rio Grande Valley		8	03:36.70	1.4	University of Houston		8	06:20.44	1.8	The University of Texas Rio Grande Valley	
9					9	05:05.49	0.9	Texas A&M University-Kingsville		9				
10					10					10				

Standings—Women's Slalom Race					Standings—Men's Slalom Race					Race Points—Sorted by Race Points				
Rank	Time	Comp. Pnts	School		Place	Time	Comp. Pnts	School		Rank	Race Points	School		
1	02:33.45	5.0	The University of Texas at Austin		1	02:02.91	5.0	Universidad Autonoma del Estado de Mexico		1	23.9	The University of Texas at Austin		
2	02:56.80	4.5	Universidad Autonoma del Estado de Mexico		2	02:02.99	4.5	The University of Texas at Austin		2	22.1	Universidad Autonoma del Estado de Mexico		
3	03:47.86	4.0	Texas A&M University		3	03:08.44	4.0	Instituto Tecnológico y de Estudios Superiores de Monterrey		3	16.8	Texas A&M University		
4	04:09.09	3.5	University of Houston		4	03:23.41	3.5	Lamar University		4	13.0	The University of Texas at Arlington		
5	04:24.09	3.0	The University of Texas at El Paso		5	03:32.64	3.0	Texas A&M University-Kingsville		5	12.2	University of Houston		
6	04:27.15	2.5	Lamar University		6	03:37.72	2.5	University of Houston		6	11.1	Texas A&M University-Kingsville		
7	04:27.70	2.0	Instituto Tecnológico y de Estudios Superiores de Monterrey		7	03:59.17	2.0	The University of Texas at San Antonio		7	8.4	Instituto Tecnológico y de Estudios Superiores de Monterrey		
8	04:43.09	1.5	The University of Texas at Arlington		8	04:08.59	1.5	The University of Texas at El Paso		8	8.2	Lamar University		
9	06:55.60	1.0	Texas A&M University-Kingsville		9	04:20.69	1.0	Texas A&M University		9	6.3	The University of Texas at El Paso		
10	08:47.56	0.5	The University of Texas at San Antonio		10	05:33.62	0.5	The University of Texas Rio Grande Valley		10	5.9	The University of Texas Rio Grande Valley		
11	11:05.64		Universidad La Salle Victoria		11	06:11.28		Universidad La Salle Victoria		11	5.6	The University of Texas at San Antonio		
12	12:13.04		The University of Texas Rio Grande Valley		12					12	0.0	Texas Tech University		
13					13					12	0.0	The University of Texas at Tyler		
14					14					12	0.0	Universidad La Salle Victoria		
15					15									
16					16									
17					17									
18					18									
19					19									
20					20									
21					21									
22					22									
23					23									
24					24									
25					25									
26					26									
27					27									
28					28									
29					29									
30					30									



FORM F-2		OFFICER REPORT		
	Agenda Item Number	4.6	Item Title	VP-Technical
	Date	7/12/19	Reported by	Richard Patrick PE
	Purpose	2018-2019 Executive Committee Meeting		

TECHNICAL INSTITUTE CHAPTERS & GROUPS		CHAIRS	
TxCI Chapter TxEWRI Chapter TxGI Chapter TxSEI Chapter TxT&DI Chapter TXUESI Chapter Forensics Group		Darren C. Okruhlik PE Curtis Beitel PE & Co Chair: Russell Erskine PE Rollie Boehm PE James Brown PE Gareth Young PE Renee Mayer PE Jesse Aguilar EIT	
Goal(s)	Webinars & Conference Calls	Deadline(s)	Monthly
<p>Webinars: Need subject and presenter suggestions. Will coordinate with Section to set up one webinar each month for July thru December and all of 2020.</p> <p>Conference calls with Institutes: Had conference calls on April 23rd, May 16th, and June 18th. Averaged two to three institutes per call plus one Section office representative and RLP, Andres Salazar, & Susan Roth. Main purpose of calls was to improve and enhance coordination and communication between the Institutes and the Section. Other items of discussion were:</p> <ul style="list-style-type: none">1. benefits to Institutes of being involved in CECON,2. more time to Institutes at CECON for speakers,3. encourage participation in Poster Presentations and Lightning Rounds at CECON,4. subjects and speakers for Webinars,5. reviving Speaker Advisory Council, 5) details of “funds sharing” contract between Institutes and ASCE for Webinars,6. ways to improve communications and programs for the mutual benefit of ASCE and the Institutes. <p>Our next call is scheduled for July 11th.</p>			
CECON LIGHTNING ROUND AND POSTER PRESENTATIONS			
<p>Lightning Rounds: So far we have five (5) willing presenters. “Call for Abstracts” deadline is July 19th and we will likely have three to four more by August 1st.</p> <p>Poster Presentations: So far we have three (3) willing presenters. Since “Call for Abstracts” deadline is July 19th, we will likely have two more by August 1st.</p> <p>Visit https://conta.cc/2XGkyzT for details.</p>			
ITEMS FOR AGENDA		3.5 – CECON; 3.6 – Technical Institute Chapters	
<ul style="list-style-type: none">1. Possibility of allocating a time slot at CECON for Technical Institute Board Meetings that do not compete with technical sessions.			

FORM F-2	OFFICER REPORT			
	Agenda Item Number	4.7	Item Title	Treasurer
	Date	7/12/19	Reported by	Reem Zoun PE
	Purpose	2018-2019 Executive Committee Meeting		

FINANCIAL REPORTS

Monthly Financials for **April 2019** attached (includes CECON reports from Section's accounts):

- 4.7a Financial Summary
- 4.7b Budget v Actual
- 4.7c Statement of Financial Position
- 4.7d Dues and Voluntary Contributions
- 4.7e Investments as of **April 2019**

Savings Accounts Update

- a. Edward Jones Investment Account (long-term savings)
 - i. 2019 beginning balance = \$438,868.04
 - ii. Current balance (04/30/2019) = \$479,658.47
- b. Wells Fargo Savings Accounts (04/30/2019)
 - i. Checking – operating = \$70.9k (*\$16k earmarked for Institute Chapter savings, TxUESI Conference proceeds*)
 - ii. General Branch Fund = \$26k
 - iii. Institute Chapter Savings = \$15.5k
 - iv. Student Symposium Savings = \$11k
- c. Total Checking/ Savings = **\$603K** (04/30/2019)
- d. CECON Checking Account balance = \$76K (04/30/2019)

COMMITTEE	Budget & Finance Committee	CHAIR	Reem Zoun PE
<ul style="list-style-type: none">▪ Revenues & Expenses as of 04/30/2019<ul style="list-style-type: none">○ Revenue: Actual \$403K as of 04/30/2019; annual budgeted 476K○ Expenses: Actual \$323k as of 04/30/2019; annual budgeted 476K▪ Schedule for Preparation of the FY2019-2020 Operating Budget<ul style="list-style-type: none">○ Executive Director to draft budget with input from the Secretary and Treasurer (<i>Completed</i>)○ Present Proposed Budget to Executive Committee for discussion (July 12th)○ Incoming Officers work with Committee Chairs to determine financial needs (initiate July 14th during <i>Leadership Development Weekend</i>)○ Incoming Officers provide financial requests and budget comments to Executive Director (August 9th - FIRM)○ Executive Director provides updated Proposed Budget to Budget & Finance Committee for review (August 13th)○ Budget & Finance Committee provide final comments and recommendations to Executive Director (August 30th)○ Executive Director & Treasurer present Preliminary Budget to Board via teleconference prior to CECON (TBD)○ Second presentation of Preliminary Budget to the current Board of Direction for endorsement (September 18th), and to the new Board of Direction for adoption as the Final Budget (September 20th).			
ITEMS FOR AGENDA	Section Finances (Item 3.4)		
<ol style="list-style-type: none">1. Call for budget input from Officers and incoming Committee Chairs.2. Identify Time/Date options for Board Teleconference to review Preliminary Budget prior to Board meetings during CECON.			

Ronald W. Meyer, P.L.L.C.
Certified Public Accountant

401 West 15th Street, Suite 850 • Austin, Texas 78701 • Phone: (512) 476-4511 • Fax: (512) 476-4508

ACCOUNTANT'S COMPILATION REPORT

To the Board of Directors
Texas Section - ASCE
Austin, Texas

Management is responsible for the accompanying financial statements of Texas Section – ASCE (a nonprofit organization), which comprise the statement of financial position as of April 30, 2019, and the related statement of activities for the one month and seven months then ended, and the accompanying supplementary information for the one month and seven months then ended, which is presented only for supplementary analysis purposes, in accordance with accounting principles generally accepted in the United States of America. We have performed a compilation engagement in accordance with Statements on Standards for Accounting and Review Services promulgated by the Accounting and Review Services Committee of the AICPA. We did not audit or review the financial statements or supplementary information nor were we required to perform any procedures to verify the accuracy of completeness of the information provided by management. Accordingly, we do not express an opinion, a conclusion, nor provide any form of assurance on these financial statements or supplementary information.

Management has elected to omit substantially all of the disclosures and the statement of cash flows required by accounting principles generally accepted in the United States of America. If the omitted disclosures and the statement of cash flows were included in the financial statements, they might influence the user's conclusions about the Association's financial position, changes in net assets, and cash flows. Accordingly, these financial statements are not designed for those who are not informed about such matters.

We are not independent with respect to Texas Section – ASCE.

Austin, Texas
May 15, 2019

A handwritten signature in black ink, reading "Ronald W. Meyer, P.L.L.C." The signature is stylized with a large, looping "R" and "M".

Texas Section American Society of Civil Engineers
Statement of Financial Position (General)

April 30, 2019

Apr 30, 19

ASSETS

Current Assets

Checking/Savings

1102 · CHECKING - OPERATING	\$ 70,920.80
1117 · EDWARD JONES INVESTMENTS	479,658.47
1151 · WF GENERAL BRANCH FUND SVGS	26,015.06
1153 · INSTITUTE CHAPTER SAVINGS	6.62
1153-01 · GI - GEOTECHNICAL INSTITUTE	4,805.81
1153-02 · EWRI - ENVIRONMENTAL WATER RESOURCES	2,913.90
1153-03 · CI - CONSTRUCTION	500.00
1153-04 · SEI - STRUCTURAL ENGINEERING	2,400.00
1153-05 · T&DI - TRANSPORTATION & DEVELOPMENT	1,500.00
1153-06 · UESI - UTILITIES ENGINEERING AND SURVEYING	3,470.80

Total 1153 · INSTITUTE CHAPTER SAVINGS	15,597.13
--	-----------

1154 · STUDENT SYMPOSIUM SVGS	11,025.77
-------------------------------	-----------

Total Checking/Savings	603,217.23
------------------------	------------

Accounts Receivable

1190 · ACCOUNTS RECEIVABLE	4,469.62
----------------------------	----------

Total Accounts Receivable	4,469.62
---------------------------	----------

Other Current Assets

1175 · SECURITY DEPOSIT - OFFICE	1,110.42
1180 · PREPAID POSTAGE - BULK	1,297.41
1182 · PREPAID POSTAGE - BUSINESS REPLY	502.90
1300 · RECEIVABLE FROM PORTER FUND	504.54

Total Other Current Assets	3,415.27
----------------------------	----------

Total Current Assets	611,102.12
----------------------	------------

Fixed Assets

1210 · FURNITURE AND EQUIPMENT	20,179.62
1220 · ACCUMULATED DEPRECIATION	(17,910.46)

Total Fixed Assets	2,269.16
--------------------	----------

TOTAL ASSETS	\$ 613,371.28
--------------	---------------

See accountant's report.

Texas Section American Society of Civil Engineers
Statement of Financial Position (General)

April 30, 2019

Apr 30, 19

LIABILITIES & NET ASSETS

Liabilities

Current Liabilities

Accounts Payable

2100 · ACCOUNTS PAYABLE \$ 30,521.94

Total Accounts Payable 30,521.94

Credit Cards

2144 · Visa 4,579.50

Total Credit Cards 4,579.50

Other Current Liabilities

2210 · FUNDS HELD FOR GEN BRANCH FUND 33,241.71

2213 · FUNDS HELD FOR INSTITUTE CHAPTERS 11,706.22

2215 · FUNDS HELD FOR MEMORIAL GIFTS 63.41

2230 · DUE TO CECON 107,581.54

Total Other Current Liabilities 152,592.88

Total Current Liabilities 187,694.32

Total Liabilities 187,694.32

Net Assets

3100 · NET ASSETS WITHOUT RESTRICTIONS 334,031.23

Net Increase/(Decrease) in Net Assets 91,645.73

Total Net Assets 425,676.96

TOTAL LIABILITIES & NET ASSETS \$ 613,371.28

See accountant's report.

Texas Section American Society of Civil Engineers
Statement of Financial Position (CECON)

April 30, 2019

	Apr 30, 19
ASSETS	
Current Assets	
Checking/Savings	
1107 · WF CECON	\$ 76,010.57
Total Checking/Savings	76,010.57
Other Current Assets	
1193 · DUE FROM GENERAL	107,581.54
Total Other Current Assets	107,581.54
Total Current Assets	183,592.11
TOTAL ASSETS	\$ 183,592.11
LIABILITIES & NET ASSETS	
Liabilities	
Total Liabilities	\$ -
Net Assets	
3100 · NET ASSETS WITHOUT RESTRICTIONS	269,981.01
Net Increase/(Decrease) in Net Assets	(86,388.90)
Total Net Assets	183,592.11
TOTAL LIABILITIES & NET ASSETS	\$ 183,592.11

See accountant's report.

Texas Section American Society of Civil Engineers
Statement of Activities (General)
For One Month and Seven Months Ended April 30, 2019

	Apr 19	Oct 18 - Apr 19
Operating Income/Expense		
Income		
DUES AND ALLOTMENT		
4110 · NATIONAL ALLOTMENT	\$ -	\$ 43,969.04
4120 · BRANCH DUES	1,778.00	35,812.00
4130 · SECTION DUES	12,135.88	231,202.77
4140 · SECTION VOLUNTARY CONTRIBUTION	180.00	2,001.00
Total DUES AND ALLOTMENT	14,093.88	312,984.81
SECTION MEETINGS/CONFERENCES		
4211 · STUDENT SYMPOSIUM GENERAL	0.27	1.92
4211-19 · STUDENT SYMPOSIUM - UTRGV	1,306.32	73,796.32
4215 · LEGISLATIVE DRIVE-IN	-	1,180.00
4221 · OTHER CONFERENCES	-	90.00
4231 · SECTION MEETINGS/CONFERENCES	-	(13.13)
Total SECTION MEETINGS/CONFERENCES	1,306.59	75,055.11
PUBLICATION REVENUE		
4331 · CLASSIFIED ADS TCE/WEB	409.35	6,503.00
4332 · DIGITAL ADVERTISING	-	94.25
Total PUBLICATION REVENUE	409.35	6,597.25
SEMINAR REVENUE		
4410 · CPDS - TXSX SPONSORED	-	3,040.00
Total SEMINAR REVENUE	-	3,040.00
OTHER REVENUE		
4550 · MISCELLANEOUS	-	107.98
Total OTHER REVENUE	-	107.98
DESIGNATED REVENUE		
4620 · TCEL/SAC	-	1,000.00
4630-18 · NATIONAL SPAG GRANTS FY 2017-18	-	1,875.00
4635 · OTHER ASCE GRANTS	800.00	800.00
4640 · REGION 6 CONTRIBUTIONS	-	1,500.00
Total DESIGNATED REVENUE	800.00	5,175.00
Total Income	16,609.82	402,960.15
Expense		
SALARIES AND SERVICES		
5111 · SALARIES	15,258.32	107,571.44
5112 · PAYROLL TAXES	1,151.20	8,155.78
5113 · BENEFITS	5,420.33	39,629.31
5121 · SERVICES - CONSULTING/TEMPS	1,450.00	10,163.85
5131 · SERVICES - PAYROLL ADMIN	100.00	700.00
Total SALARIES AND SERVICES	23,379.85	166,220.38
SECTION MEETINGS/CONFERENCE EXP		
5211-19 · SUPPORT STUDENT SYMPOSIUM 2019-S PADRE	32,091.01	60,129.86
5215 · LEGISLATIVE DRIVE-IN	-	3,244.49
5220 · LDW - LEADERSHIP DEVELOPMENT WEEKEND	-	56.49
5222 · EXEC COMMITTEE MEETINGS	-	42.00
5224 · PRESIDENT'S RECEPTION	742.94	742.94
5230-05 · HISTORY BOOK	22.00	204.05
5240 · ASCE CONFERENCE CONTRIBUTION	-	1,000.00
Total SECTION MEETINGS/CONFERENCE EXP	32,855.95	65,419.83

See accountant's report.

Texas Section American Society of Civil Engineers

Statement of Activities (General)

For One Month and Seven Months Ended April 30, 2019

	Apr 19	Oct 18 - Apr 19
PUBLICATION EXPENSE		
5318 · WEBSITE - MAINTENANCE	-	636.11
5319 · WEBSITE - UPGRADES	-	5,585.25
5321 · COMMUNICATIONS SUPPORT	65.94	1,772.94
Total PUBLICATION EXPENSE	65.94	7,994.30
SECTION SERVICES		
5511 · BRANCH DUES PASS-THRU	1,778.00	35,812.00
5513 · OFFICERS - TRAVEL/EXPENSES	-	699.45
5514 · MULTI REGION LEADERSHIP CONFERENCE	-	1,870.00
5521 · HISTORY COMMITTEE	-	500.00
5524 · PAST PRESIDENTS' COUNCIL/OCEA	-	666.76
5525 · GOVERNMENT AFFAIRS	-	466.20
5527 · TECHNOLOGY COMMITTEE	-	388.42
5527-10 · STEM COMMITTEE	-	2,002.81
Total SECTION SERVICES	1,778.00	42,405.64
DESIGNATED EXPENSES		
5620 · TCEL/SAC	1,000.00	1,000.00
5622 · KEITH McBRIDE SPIRIT OF COMP. AWARD	900.00	900.00
5625 · SAC TRAVEL ALLOT CHAPTERS AND CHAIRS	860.56	860.56
Total DESIGNATED EXPENSES	2,760.56	2,760.56
SECTION ADMINISTRATION		
5710 · STAFF TRAINING	-	1,305.00
5711 · RENT	2,220.86	13,244.11
5721 · PROPERTY TAX	47.56	420.36
5722 · EQUIPMENT FUND & EQUIP/FURN R&M	830.06	5,610.94
5729 · BANK FEES	55.00	229.77
5731 · CREDIT CARD TRANSACTION FEES	128.00	2,554.76
5733 · INSURANCE (AUTO & LIABILITY)	-	1,435.00
5734 · OFFSITE STORAGE/ARCHIVES	104.50	791.50
5735 · STAFF - TRAVEL/EXPENSES	3,444.54	8,040.46
5736 · MISCELLANEOUS	28.03	521.14
5737 · DUES & SUBSCRIPTIONS	555.00	555.00
5741 · OFFICE SUPPLIES	285.03	744.22
5742 · POSTAGE	-	55.26
5743 · PRINTING	-	257.50
5744 · EX DIR CELL PHONE	39.40	358.60
5745 · EX DIR MARKETING BUDGET	-	413.39
5747 · TELECOMM SVCS (PHONE EMAIL INTERNET)	230.78	1,488.59
Total SECTION ADMINISTRATION	7,968.76	38,025.60
Total Expense	68,809.06	322,826.31
Operating Increase/(Decrease) in Net Assets	(52,199.24)	80,133.84
9510 · DIVIDEND - INVESTMENTS	48.76	295.01
9520 · GAIN (LOSS) - INVESTMENTS	7,096.92	12,374.85
5723 · DEPRECIATION EXPENSE	(165.42)	(1,157.97)
Net Increase/(Decrease) in Net Assets	\$ (45,218.98)	\$ 91,645.73

See accountant's report.

Texas Section American Society of Civil Engineers

Statement of Activities (CECON)

For One Month and Seven Months Ended April 30, 2019

	<u>Apr 19</u>	<u>Oct 18 - Apr 19</u>
Ordinary Income/Expense		
Income		
SECTION MEETINGS/CONFERENCES		
4210 · TX CECON	\$ 1,500.00	\$ 1,500.00
Total SECTION MEETINGS/CONFERENCES	<u>1,500.00</u>	<u>1,500.00</u>
Total Income	1,500.00	1,500.00
Expense		
SECTION MEETINGS/CONFERENCE EXP		
5210 · TX CECON	-	87,888.90
Total SECTION MEETINGS/CONFERENCE EXP	<u>-</u>	<u>87,888.90</u>
Total Expense	<u>-</u>	<u>87,888.90</u>
Net Increase/(Decrease) in Net Assets	<u><u>\$ 1,500.00</u></u>	<u><u>\$ (86,388.90)</u></u>

See accountant's report.

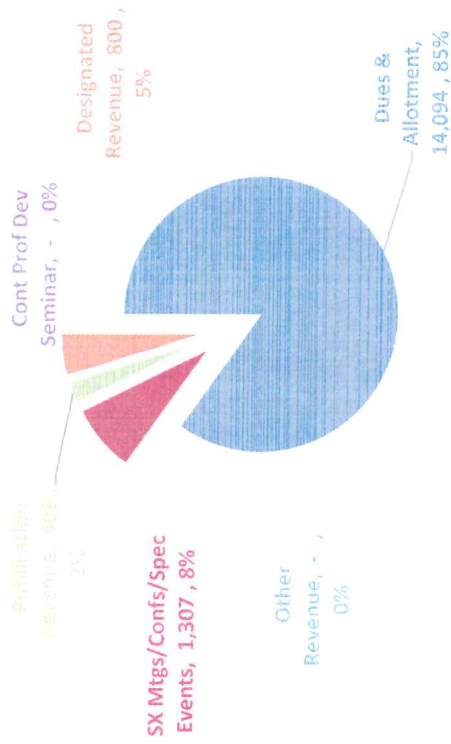
TEXAS SECTION-ASCE
FINANCIAL SUMMARY (GENERAL)
FOR ONE MONTH AND SEVEN MONTHS ENDED APRIL 30, 2019
WITH COMPARISON TO APRIL 2018

Account	ACTUAL				BUDGET			
	2017-2018 Current Period	2018-2019 Current Period	2017-2018 Year-To- Date	2018-2019 Year-To- Date	2017-2018 Annual Budget	2018-2019 Annual Budget	Percent Realized (Ideal - 58.33%)	Percent Realized (Ideal - 58.33%)
OPERATING REVENUE								
Dues & Allotment	16,176	14,094	331,815	312,985	404,220	364,500	82.09%	85.87%
SX Mtgs/Confs/Spec Events	(23,155)	1,307	8,947	75,055	4,575	1,600	195.56%	4690.94%
Publication Revenue	2,615	409	37,138	6,597	46,500	30,000	79.87%	21.99%
Cont Prof Dev Seminar	680	-	5,364	3,040	10,150	10,500	52.85%	28.95%
Other Revenue	-	-	-	108	23,100	43,850	0.00%	0.00%
Designated Revenue	-	800	2,675	5,175	1,200	3,700	222.92%	139.86%
TOTAL REVENUE	(3,684)	16,610	385,939	402,960	489,745	454,150	78.80%	88.73%
OPERATING EXPENSE								
Salaries & Support	20,978	23,380	150,941	166,220	303,300	287,425	49.77%	57.83%
SX Mtgs/Confs/Spec Events	15,836	32,856	32,014	65,420	37,800	41,764	84.69%	156.64%
Publication Expense	132	66	14,894	7,994	44,200	15,800	33.70%	50.59%
Prof Dev Seminar	-	-	-	-	-	-	0.00%	0.00%
Section Services	3,276	1,778	46,249	42,406	63,450	64,150	72.89%	66.10%
Designated Expenses	200	2,761	300	2,761	4,150	4,100	7.23%	67.34%
Section Administration	6,795	7,969	34,936	38,026	58,600	62,555	59.62%	60.79%
TOTAL EXPENSE	47,217	68,810	279,334	322,827	511,500	475,794	54.61%	67.85%
OPERATIONAL EXCESS REVENUE/ (EXPENSE)	(50,901)	(52,200)	106,605	80,133	(21,755)	(21,644)		
BUDGET OVEREXPENDED/ (UNDEREXPENDED)								
							(128,360)	(101,777)

See accountant's report.

TEXAS SECTION-ASCE
 FINANCIAL SUMMARY (GENERAL)
 FOR ONE MONTH AND SEVEN MONTHS ENDED APRIL 30, 2019

REVENUE FOR MONTH ENDED APRIL 30, 2019



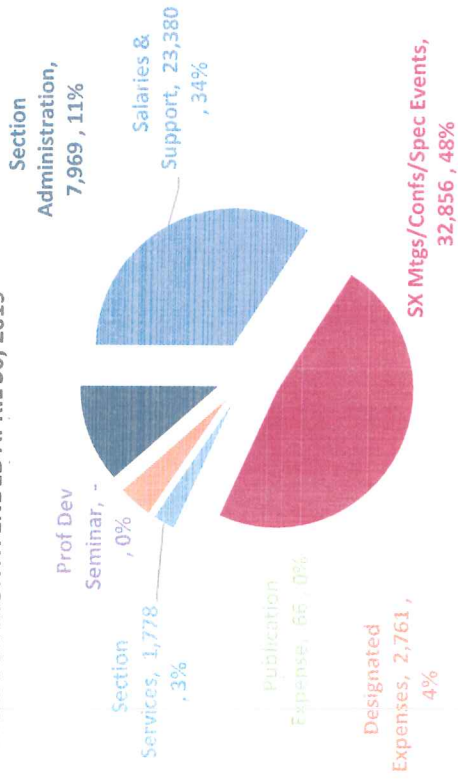
TOTAL REVENUE FOR MONTH \$ 16,610

REVENUE FOR YTD ENDED APRIL 30, 2019



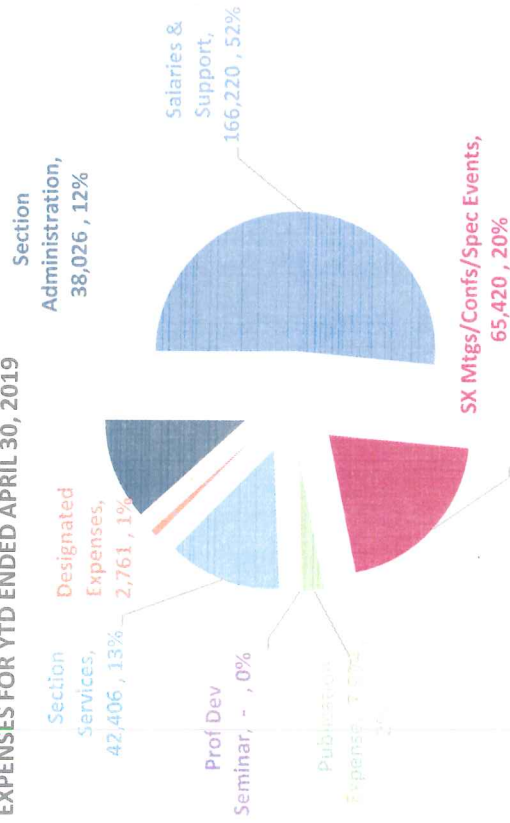
TOTAL REVENUE YEAR-TO-DATE \$ 402,960

EXPENSES FOR MONTH ENDED APRIL 30, 2019



TOTAL EXPENSES FOR MONTH \$ 68,810

EXPENSES FOR YTD ENDED APRIL 30, 2019



TOTAL EXPENSES YEAR-TO-DATE \$ 322,827

TEXAS SECTION-ASCE
FINANCIAL SUMMARY (CECON)
FOR ONE MONTH AND SEVEN MONTHS ENDED APRIL 30, 2019
WITH COMPARISON TO APRIL 2018

Account	ACTUAL				BUDGET					
	2017-2018 Current Period	2018-2019 Current Period	2017-2018 Year-To- Date	2018-2019 Year-To- Date	2017-2018 Annual Budget	2018-2019 Annual Budget	2017-2018 Percent Realized (Ideal -	2018-2019 Percent Realized (Ideal -	2017-2018 Budget Remaining	2018-2019 Budget Remaining
OPERATING REVENUE										
SX Mtgs/Confs/Spec Events	1,800	1,500	30,609	1,500	22,000	22,000	58.33%	58.33%	(8,609)	20,500
TOTAL REVENUE	1,800	1,500	30,609	1,500	22,000	22,000	139.13%	139.13%	(8,609)	20,500
OPERATING EXPENSE										
SX Mtgs/Confs/Spec Events	659	-	29,168	87,889	-	-	0.00%	0.00%	(29,168)	(87,889)
TOTAL EXPENSE	659	-	29,168	87,889	-	-	0.00%	0.00%	(29,168)	(87,889)
OPERATIONAL EXCESS REVENUE/(EXPENSE)	1,141	1,500	1,441	(86,389)	22,000	22,000				
BUDGET OVEREXPENDED/ (UNDEREXPENDED)									20,559	108,389

See accountant's report.

Texas Section American Society of Civil Engineers
Statement of Activities - Budget vs. Actual (General)
For One Month and Seven Months Ended April 30, 2019

	Apr 19	Oct 18 - Apr 19	Budget	Remainder	% Act - Bud
Income					
DUES AND ALLOTMENT					
4110 · NATIONAL ALLOTMENT	0.00	43,969.04	44,000.00	30.96	99.93%
4120 · BRANCH DUES	1,778.00	35,812.00	45,000.00	9,188.00	79.58%
4130 · SECTION DUES	12,135.88	231,202.77	270,000.00	38,797.23	85.63%
4140 · SECTION VOLUNTARY CONTRIBUTION	180.00	2,001.00	5,500.00	3,499.00	36.38%
Total DUES AND ALLOTMENT	14,093.88	312,984.81	364,500.00	51,515.19	85.87%
SECTION MEETINGS/CONFERENCES	1,306.59	75,055.11	1,600.00	-73,455.11	4690.94%
PUBLICATION REVENUE					
4313 · TCE - DISPLAY ADS	0.00	0.00	5,000.00	5,000.00	0.00%
4314 · TCE - PROFESSIONAL CARDS	0.00	0.00	5,000.00	5,000.00	0.00%
4331 · CLASSIFIED ADS TCE/WEB	409.35	6,503.00	10,000.00	3,497.00	65.03%
4332 · DIGITAL ADVERTISING	0.00	94.25	10,000.00	9,905.75	0.94%
Total PUBLICATION REVENUE	409.35	6,597.25	30,000.00	23,402.75	21.99%
SEMINAR REVENUE	0.00	3,040.00	10,500.00	7,460.00	28.95%
OTHER REVENUE					
4510 · INVESTMENT DRAW	0.00	0.00	36,500.00	36,500.00	0.00%
4540 · GENERAL BRANCH FUND DRAW	0.00	0.00	7,350.00	7,350.00	0.00%
4550 · MISCELLANEOUS	0.00	107.98	0.00	-107.98	0.00%
Total OTHER REVENUE	0.00	107.98	43,850.00	43,742.02	0.00%
DESIGNATED REVENUE					
4620 · TCEL/SAC	0.00	1,000.00	1,000.00	0.00	100.00%
4630-18 · NATIONAL SPAG GRANTS FY 2017-18	0.00	1,875.00	0.00	-1,875.00	0.00%
4635 · GRANTS (OTHER ASCE)	800.00	800.00	1,500.00	700.00	53.33%
4640 · REGION 6 CONTRIBUTIONS	0.00	1,500.00	1,200.00	-300.00	125.00%
Total DESIGNATED REVENUE	800.00	5,175.00	3,700.00	-1,475.00	139.86%
Total Income	16,609.82	402,960.15	454,150.00	51,189.85	88.73%
Expense					
SALARIES AND SERVICES					
5111 · SALARIES	15,258.32	107,571.44	192,500.00	84,928.56	55.88%
5112/5113 · PAYROLL TAXES/BENEFITS	6,571.53	47,785.09	75,126.00	27,340.91	63.61%
5121 · SERVICES - CONSULTING/TEMPS	1,450.00	10,163.85	18,600.00	8,436.15	54.64%
5131 · SERVICES - PAYROLL ADMIN	100.00	700.00	1,200.00	500.00	58.33%
Total SALARIES AND SERVICES	23,379.85	166,220.38	287,426.00	121,205.62	57.83%
SECTION MEETINGS/CONFERENCE EXP					
5200 · SX OFFICE EXPENSES	0.00	0.00	500.00	500.00	0.00%
5211-19 · SUPPORT-STUDENT SYMPOSIUM 2019	32,091.01	60,129.86	10,000.00	-50,129.86	601.30%
5211-20 · SUPPORT-STUDENT SYMPOSIUM 2020	0.00	0.00	5,000.00	5,000.00	0.00%
5220 · LDW-LEADERSHIP DEVELOPMENT WEEKEND	0.00	56.49	13,500.00	13,443.51	0.42%
5215 · LEGISLATIVE DRIVE-IN 2019	0.00	3,244.49	5,000.00	1,755.51	64.89%
5222 · EXCOMM MEETING	0.00	42.00	1,500.00	1,458.00	2.80%
5223 · BOD MEETING EXPENSES	0.00	0.00	2,500.00	2,500.00	0.00%
5224 · PRESIDENT'S RECEPTION	742.94	742.94	1,500.00	757.06	49.53%
5230-05 · HISTORY BOOK	22.00	204.05	264.00	59.95	77.29%
5240 · ASCE CONFERENCE CONTRIBUTION	0.00	1,000.00	2,000.00	1,000.00	50.00%
Total SECTION MEETINGS/CONFERENCE EXP	32,855.95	65,419.83	41,764.00	-23,655.83	156.64%

See accountant's report.

Texas Section American Society of Civil Engineers
Statement of Activities - Budget vs. Actual (General)
For One Month and Seven Months Ended April 30, 2019


	<u>Apr 19</u>	<u>Oct 18 - Apr 19</u>	<u>Budget</u>	<u>Remainder</u>	<u>% Act - Bud</u>
PUBLICATION EXPENSE					
5311 · TCE - POSTAGE	0.00	0.00	600.00	600.00	0.00%
5312 · TCE - OUTSOURCING / CONSULTING	0.00	0.00	5,000.00	5,000.00	0.00%
5313 · TCE - PRINTING/PRODUCTION	0.00	0.00	4,000.00	4,000.00	0.00%
5318 · WEBSITE - MAINTENANCE	0.00	636.11	2,500.00	1,863.89	25.44%
5319 · WEBSITE - UPGRADES	0.00	5,585.25	0.00	-5,585.25	0.00%
5321 · COMMUNICATIONS SUPPORT	65.94	1,772.94	3,700.00	1,927.06	47.92%
Total PUBLICATION EXPENSE	<u>65.94</u>	<u>7,994.30</u>	<u>15,800.00</u>	<u>7,805.70</u>	<u>50.60%</u>
SECTION SERVICES					
5511 · BR DUES - PASS THROUGH	1,778.00	35,812.00	45,000.00	9,188.00	79.58%
5513 · OFFICERS - TRAVEL/EXPENSES	0.00	699.45	2,500.00	1,800.55	27.98%
5514 · MULTI REGION LEADERSHIP CONFERENCE	0.00	1,870.00	2,400.00	530.00	77.92%
5521 · HISTORY COMMITTEE	0.00	500.00	2,000.00	1,500.00	25.00%
5522 · HONORS COMMITTEE	0.00	0.00	1,000.00	1,000.00	0.00%
5522-10 · JOURNALISM AWARD (EIJ)	0.00	0.00	250.00	250.00	0.00%
5523 · MEMBERSHIP COMMITTEE	0.00	0.00	1,500.00	1,500.00	0.00%
5524 · PAST PRESIDENTS' COUNCIL/OCEA	0.00	666.76	1,400.00	733.24	47.63%
5525 · GOVERNMENT AFFAIRS	0.00	466.20	1,000.00	533.80	46.62%
5526 · STUDENT ACTIVITIES	0.00	0.00	500.00	500.00	0.00%
5527 · TECHNOLOGY COMMITTEE	0.00	388.42	0.00	-388.42	0.00%
5527-10 · STEM COMMITTEE	0.00	2,002.81	2,600.00	597.19	77.03%
5528 · YOUNGER MEMBERS COMMITTEE	0.00	0.00	500.00	500.00	0.00%
5529 · OTHER COMMITTEES	0.00	0.00	2,000.00	2,000.00	0.00%
5532 · INFRASTRUCTURE REPORT CARD CMTE	0.00	0.00	1,000.00	1,000.00	0.00%
5560 · ASCE - TXSX OFFS GIFTS/AWARDS	0.00	0.00	500.00	500.00	0.00%
Total SECTION SERVICES	<u>1,778.00</u>	<u>42,405.64</u>	<u>64,150.00</u>	<u>21,744.36</u>	<u>66.10%</u>
DESIGNATED EXPENSE	<u>2,760.56</u>	<u>2,760.56</u>	<u>4,100.00</u>	<u>1,339.44</u>	<u>67.33%</u>
SECTION ADMINISTRATION					
5710 · STAFF TRAINING	0.00	1,305.00	2,400.00	1,095.00	54.38%
5711 · RENT	2,220.86	13,244.11	26,000.00	12,755.89	50.94%
5721 · PROPERTY TAX	47.56	420.36	510.00	89.64	82.42%
5722 · EQUIPMENT FUND & EQUIP/FURN R & M	830.06	5,610.94	7,500.00	1,889.06	74.81%
5729 · BANK FEES	55.00	229.77	345.00	115.23	66.60%
5731 · CREDIT CARD TRANSACTION FEES	128.00	2,554.76	3,500.00	945.24	72.99%
5733 · INSURANCE	0.00	1,435.00	1,400.00	-35.00	102.50%
5734 · OFFSITE STORAGE/ARCHIVES	104.50	791.50	1,200.00	408.50	65.96%
5743 · STAFF - TRAVEL/EXPENSES	3,444.54	8,040.46	10,000.00	1,959.54	80.40%
5736 · MISCELLANEOUS	28.03	521.14	500.00	-21.14	104.23%
5737 · DUES & SUBSCRIPTIONS	555.00	555.00	1,450.00	895.00	38.28%
5741 · OFFICE SUPPLIES	285.03	744.22	750.00	5.78	99.23%
5742 · POSTAGE & SHIPPING	0.00	55.26	1,500.00	1,444.74	3.68%
5743 · PRINTING	0.00	257.50	500.00	242.50	51.50%
5744 · EX DIR CELL PHONE	39.40	358.60	850.00	491.40	42.19%
5745 · EX DIR MARKETING BUDGET	0.00	413.39	750.00	336.61	55.12%
5747 · TELECOMM SVCS (PHN EMAIL INTERNET)	230.78	1,488.59	3,400.00	1,911.41	43.78%
Total SECTION ADMINISTRATION	<u>7,968.76</u>	<u>38,025.60</u>	<u>62,555.00</u>	<u>24,529.40</u>	<u>60.79%</u>
Total Expense	<u>68,809.06</u>	<u>322,826.31</u>	<u>475,795.00</u>	<u>152,968.69</u>	<u>391.96%</u>
Net Increase/(Decrease) in Net Assets	<u>-52,199.24</u>	<u>80,133.84</u>	<u>-21,645.00</u>	<u>-101,778.84</u>	<u>-370.22%</u>

See accountant's report.

Texas Section American Society of Civil Engineers
Statement of Activities - Budget vs. Actual (CECON)
For One Month and Seven Months Ended April 30, 2019

	<u>Apr 19</u>	<u>Oct 18 - Apr 19</u>	<u>Budget</u>	<u>Remainder</u>	<u>% Act - Bud</u>
Income					
SECTION MEETINGS/CONFERENCES	<u>1,500.00</u>	<u>1,500.00</u>	<u>22,000.00</u>	<u>20,500.00</u>	6.82%
Total Income	<u>1,500.00</u>	<u>1,500.00</u>	<u>22,000.00</u>	<u>20,500.00</u>	6.82%
Expense					
SECTION MEETINGS/CONFERENCE EXP					
5210 - TX CECON	<u>0.00</u>	<u>87,888.90</u>	<u>0.00</u>	<u>-87,888.90</u>	0.00%
Total SECTION MEETINGS/CONFERENCE EXP	<u>0.00</u>	<u>87,888.90</u>	<u>0.00</u>	<u>-87,888.90</u>	0.00%
Total Expense	<u>0.00</u>	<u>87,888.90</u>	<u>0.00</u>	<u>-87,888.90</u>	0.00%
Net Increase/(Decrease) in Net Assets	<u><u>1,500.00</u></u>	<u><u>-86,388.90</u></u>	<u><u>22,000.00</u></u>	<u><u>108,388.90</u></u>	-392.68%

See accountant's report.

FORM F-2	OFFICER REPORT			
	Agenda Item Number	4.8	Item Title	Directors at Large
	Date	7/12/19	Reported by	Brady Stanford EIT
	Purpose	2018-2019 Executive Committee Meeting		

COMMITTEE	Excellence in Journalism Award	CHAIR	Brady Stanford EIT
Goal(s)		Deadline(s)	

Directors at Large will review nominations received then recommend a winner to the Executive Committee for approval. This typically occurs during the summer Executive Committee meeting, but the schedule is delayed this year. Directors at Large will provide a recommendation as soon as possible and the Section office will help to collect a vote from ExCom members via email in August. Directors at Large will then move forward with a presentation of the 2019 EIJ Award during the CECON 2019 Gala & ASCE Texas Section Awards Banquet on September 19th.

Nominees include:

1. Robert Wilonsky for EIJ award for his article "120 feet below the surface, Dallas' most important — and most spectacular — project begins" published at www.dallasnews.com, Link: <https://www.dallasnews.com/opinion/commentary/2019/06/14/120-feet-surface-dallas-important-spectacular-project-begins>
2. Elizabeth Findell "Amid historic flooding, Austin water systems sank"
Link: <https://www.statesman.com/news/20181123/amid-historic-flooding-austin-water-systems-sank>

COMMITTEE	Tellers Committee	CHAIR	Dora Marin-Robles PE
Goal(s)		Deadline(s)	

I will provide a report on Dora's behalf during the Executive Committee meeting on July 12th.

ASSIGNMENT		PRESIDENT'S ASSISTANT	Sergio Mendez PE
Goal(s)		Deadline(s)	


None

ASSIGNMENT		PRESIDENT ELECT'S ASSIS'T	Jonathan Brower PE
Goal(s)		Deadline(s)	

Jonathan is providing a presentation during Leadership Development Weekend, hosted by President Elect Susan Roth PE.

Jonathan is also serving on the CECON Marketing and Banquet subcommittees.

ITEMS FOR AGENDA	Results of ASCE Texas Section 2020 Elections (Item 3.1)
------------------	---

FORM F-2	OFFICER REPORT			
	Agenda Item Number	5.1	Item Title	Executive Director
	Date	7/12/19	Reported by	Lindsay O'Leary PE
	Purpose	2018-2019 Executive Committee Meeting		

REPORT	Staffing and Office Space		
--------	----------------------------------	--	--

The **Section staff team** includes three full-time team members: *Data Coordinator* and *Secretary to the Board* Mike Sosa, *Communications Specialist* Bailey (Bounds) Pattison, and *Executive Director* (me). Notable staff-related items:

- We celebrated Mike's 2-year anniversary as a staff member in June!
- I plan to meet with Kay Pulchine (ASCE HR Director) to discuss the possibility of transferring Payroll and Human Resources outsourcing from TSPE to ASCE HQ, as part of their service to geographic units. Benefits under a larger group could be cost effective for the Section.
- The Section staff team has been busy this summer: preparing for Leadership Development Weekend 2019, managing the *Texas Civil Engineer* magazine transformation to a digital platform, and supporting the Texas Civil Engineering Conference (CECON) Planning Committee.

The **Section's office** lease expires next year, and I will continue to evaluate options. 2019 is the fourth year of the office's 5-year contract. The Section office entered into a new 5-year lease agreement for a new multifunction copy machine, selecting a new vendor who manages both the lease and service.

REPORT	Communications and Marketing		
--------	-------------------------------------	--	--

Bailey Pattison prepared a detailed communications report (attached), including analytics for our new website, email communications to membership and our social media channels, as well as an update on CECON 2019 marketing and media relations. Please review her 2-page report and don't forget to follow the Section's LinkedIn page: www.linkedin.com/company/texasce/

REPORT	Texas Alliance for Minorities in Engineering		
--------	---	--	--

Reminder: The Section has a MOU in place with the Texas Alliance for Minorities in Engineering ([TAME](#)), which was executed July 2016. I encourage all Section leaders to engage with this group whenever possible.

REPORT	Non Dues Revenue Streams		
--------	---------------------------------	--	--

Primary sources of non-dues revenue for the Texas Section include (1) technical webinars, (2) career center postings, (3) advertising sales, and (4) events.

1. The Section provided two technical **webinars** (February and May) to-date. Additionally, the Section provided two free webinars (May and June). VP for Educational Affairs (Kimberly Cornett PE) will include additional details regarding the webinar schedule within her meeting report. The goal is to provide monthly webinars with a budgeted revenue of \$10,500 for FY2018-2019. Webinar revenue to-date is \$3,880.
2. Non-dues revenue generated through our online [Career Center](#) continues to climb this year, tied to a booming Texas construction and engineering market.
 - The Career Center has generated \$8,600 in revenue to-date for FY2018-2019.
 - Job postings to the Career Center generated \$5,100 and \$8,450 in revenue for FY2016-2017 and FY2017-2018, respectively.
 - At this rate of posting sales, we will exceed our budgeted revenue projection of \$10,000.
 - To ensure the Career Center remains a popular job advertising platform, Section staff send two Career Center-focused emails per month to all members, highlight an associated RSS feed on our redesigned website homepage, and post new opportunities automatically on our Twitter feed.

3. The Section's **advertising** efforts are still on hold until *Texas Civil Engineer (TCE)* magazine's digital transition project is completed this fall. The launch date is set for the CECON 2019 opening ceremony on September 18th. We are working with our advertising sales consultant, Lori Brix (Silent Partners), to notify all past advertisers of the project status. Lori may also be available to determine the best path forward for digital ad sales pending functionality of the future *TCE Digital* site.
4. Both the **Student Symposium** and **CECON** are potential sources of non-dues revenue.
 - The financial report for the 2018 ASCE Texas Student Symposium is outstanding, as of the time of this report. This delay has resulted in a request to the IRS for an extension to file form 990 for FY17-18.
 - The CECON 2018 report was provided to the Executive Committee in February. The conference made \$9,950. 40% of this profit (\$3,980) is earmarked for the Texas Section's operating account. The remainder will be held in the CECON checking account. Previous CECON profit has fluctuated between \$9,000 and \$46,000.
 - The CECON 2019 preliminary budget was also provided to the Executive committee in February. The budget does not include a profit but does include the annual \$20,000 Section support fee.
 - As previously reported, I recommend the Board discuss possible profit margin for CECON 2020 and set of goal of generating non-dues revenue to support the Section's programs that don't have a potential revenue stream (i.e., Leadership Development Weekend and the Legislative Drive-In). The success of this annual event will allow the Section to provide improved programs and services to all members.

REPORT	Other activities		
<ul style="list-style-type: none"> • Governing Documents. Craig Thompson (President 2017) and I continue to make progress, albeit slow, on the Texas Section's <i>Policies and Procedures</i> document (last updated 2011). I share a formal status update during the Executive Committee meeting. The revised <i>Constitution</i> and <i>Bylaws</i> are also undergoing review: <ul style="list-style-type: none"> ○ November 2018 - Submitted to ASCE for their review and comment. ○ April 2018 - ASCE provided comments. Texas Section responded with request for clarification and answers to questions. ○ June 2018 - ASCE provided responded with additional questions. ○ Once ASCE comments have been addressed, these revised documents will be shared with all Board members, along with a summary of changes. Ultimately the Board and Section membership will need to approve the revised <i>Constitution</i>. • As part of my work to help maintain and establish relationships with other professional societies, I have secured the following CECON Collaborators for 2019: American Public Works Association – Texas (TPWA), Chi Epsilon, Texas Council of Engineering Laboratories (TCEL), Structural Engineers Association of Texas (SEAoT), Infrastructure Advancement Institute (IA), Austin Contractors & Engineers Association, Bureau of Economic Geology (BEG) at UT Austin, and Texas Contractor. • I represented the Texas Section during the recent ASCE Education Summit in Dallas, hosted by Southern Methodist University and aimed at developing a road map for the future of civil engineering education. • One of my charges as Executive Director is to promote our programs, activities, and image. This year I have provided several letters of recommendation acknowledging members for their contributions to ASCE: Andrew Wells EIT (ASCE 2019 Edmund Friedman Award), Alexis Clark EIT (Texas Women's Foundation Young Leader Award), and Augustine Verrengia PE (Leadership Austin Emerge Program). • I am pursuing a new credential: Certified Association Executive (CAE). This requires three years of experience as an executive, passing a 4-hour exam, and 100 hours of continuing education in the association management space. My goal is to sit for the exam this December. To continue earning applicable continuing education hours, I have attended several conferences and workshops this year: <ul style="list-style-type: none"> ○ Texas Society of Association Executives (TSAE) CAE Spring Study Group – Multiple Sessions ○ digitalNow 2019 (Orlando, FL) – April ○ TSAE Workshop for CEOs & Volunteer Leaders – May ○ TSAE Women's Leadership Summit – May ○ TSAE Workshop: Board Governance – June 			

- As I learn more about association management, I've developed long-term **goals for my position**. Overall goals include working with Section leaders to update the governing documents, conduct an annual board orientation, refine the nominating process, and develop the next strategic plan while evaluating an organizational restructure.
- Outside of my regular duties, I am currently serving on two advisory boards: UT Austin's Civil, Architectural, and Environmental Engineering External Advisory Committee and the Texas Contractor's Advisory Board.
- Reminder: The [IRS](#) encourages regular review of our mission. As fiduciaries, all Board members should be familiar with the nonprofit association's mission. Do you know the Section's mission statement? **ASCE Texas Section advances our communities through the development of civil engineers as leaders who create a legacy of Service through: *Technical* proficiency, *Educational* opportunities, and *Professional* advocacy.** (STEP)

ITEMS FOR AGENDA	Governing Documents (Item 3.3)

ASCE Texas Section

Communications Report for July 2019 Executive Committee Meeting

Bailey Pattison, Communications Specialist

1. **Website:**

The website had 4,884 unique page views in May 2019, up from 4,566 unique page views in February 2019, for a 6.9% increase this quarter.

- **Top 10 TexASCE pages with most unique page views since February 2019**

1. Homepage with 3,181 unique page views
2. Student Symposium page with 2,099 unique page views
3. Career Center with 778 unique page views
4. Texas Section Leadership page with 562 unique page views
5. Scholarships page with 505 unique page views
6. Events page with 468 unique page views
7. ASCE Texas Section's CECON page with 335 unique page views
8. Branches page under "About Us" with 315 unique page views
9. May Technical Webinar with 230 unique page views
10. Specific job listing for Project Manager with 223 unique page views

Unique page views are the most accurate representation of how many people are looking at a website. This is because unique page views only measure how many people view a page one time rather than counting every single page view, including the times the same person views the same page multiple times. With these metrics, we know which pages are the most popular. In addition, if there is a page that we want more members to view and it isn't showing up as one of the top pages, with the most unique page views, we can strategize how to better reach members with that page. The Texas Section will continue to monitor unique page views as a gauge for how successfully we are driving people to the pages we want and to see how well the site is performing overall.

2. **Email Blasts:** Monthly *TexASCE Advisor* e-newsletters are sent during the first two weeks of each month. Other marketing emails and campaigns are also distributed throughout the month on topics such as upcoming events, webinar offerings, and special student-focused emails.

- **Most viewed email sent to assigned users since February 1, 2019**

- Title: "TexASCE Advisor – May 2019"
- Audience: 6,649 assigned members
- When: May 2, 2019
- Open Rate: 28.1% open rate. This means 1,768 members opened the email.
- Click Rate: 7.4% click rate. This means 131 clicked on something.

The Texas Section averages a 24% open rate based on data collected from its last 10 email campaigns, as compared to the 20% industry open rate reported by Constant Contact.

3. **CECON 2019:** A detailed preliminary CECON 2019 marketing plan was presented to the CECON 2019 co-chairs on November 28, 2018 and includes an overall marketing timeline as well as topics for messaging leading up to CECON 2019. The Texas Section has been sending regular emails and scheduling social media posts on the approved messaging topics as information is available. The Section has worked with the CECON Marketing Subcommittee to design a suite of social media and email promotional graphics that it then uses in social media posts and marketing emails. To reach more people, the Section also designed a suite of social media graphics for keynote speakers, sponsors/exhibitors, and collaborators to use when advertising to their own social media networks. A Facebook event has been created, and the Section regularly posts updates about CECON on it and all social media accounts. In addition

to regular posts, the Section is utilizing paid social media posts, pinned tweets and posts, email templates, and other strategies over time to cohesively market CECON.

4. **Media Relations:** The Section has an association news monthly feature in the statewide publication "Texas Contractor Magazine." The Section's latest article is titled, "ASCE Texas Student Symposium Recap." Other topics since February have included Engineer's Week, Legislative Drive-In, Infrastructure Week, and CECON. The Section also submits a calendar of events to the Austin issue of "Construction News" association monthly calendar. Here are some other highlights:
 - Our Legislative Drive-In Recap was featured by ASCE Headquarters in their "This Week in Washington" newsletter
 - Brandon Klenzendorf PhD, PE worked on talking points with ASCE and spoke about aging dams in Texas on CBS Austin on May 21, 2019. The news story also gave a shout-out to the Infrastructure Report Card.
5. **Social Media:**
 - **Facebook:** The Section's Facebook page had **734** followers as of June 1, 2019, up from 612 on June 1, 2018, for a 20% increase year-over-year (YoY). This is a 9% increase for the quarter as we had 673 followers on February 1, 2019.
 - The most successful organic (not paid) post from February 1, 2019 – June 1, 2019 with 3,600 people reached and 681 engagements: "We had a blast connecting with over 300 students & professionals from Texas & Mexico at the 2019 Texas ASCE Student Symposium in South Padre Island last month. Students showcased their year of hard work in the Concrete Canoe, Blue Sky, & Mystery Design Competitions, attended technical & career-oriented seminars, & interacted with potential employers at the career fair & networking mixers. Shoutout to ASCE UTRGV for hosting & doing a great job leading the event. We will post a full recap soon, but for now, enjoy this little teaser video, sponsored by Hilti. #txmxasce19."
 - This post reached 1,918 more people and had 519 more engagements than the most popular post of 2018, which had 1,682 people reached and 162 engagements.
 - **Twitter:** The Section's Twitter account had **1,400** followers on June 1, 2019, up from 1,159 followers on June 1, 2018, for a 21% increase year-over-year (YoY). This is an 8% increase for the quarter as we had 1,295 followers on February 1, 2019.
 - The tweet with the most impressions from February 1 – June 1, 2019 was posted March 15, 2019 and had 10,000 impressions: "#TexASCE Members met with Senator @JohnCornyn for #TexasThursdayCoffee at the Capitol. They discussed #InfrastructureNow and fixing the Highway Trust Fund. L-R: Lindsay O'Leary PE, Augustine Verrengia PE, Senator Cornyn, and Jean-Louis Briaud PhD PE #ASCE2DC #txlege #Congress pic.twitter.com/wC6pcchkYU."
 - This post had 6,931 more impressions than the most popular tweet of 2018, which had 3,069 impressions.
 - **Instagram:** In July 2018, the Texas Section created an Instagram account: **asce_texassection**. Since it hasn't been around a year yet, the reported analytics cover this quarter only. The Section had **340** followers on Instagram as of June 1, 2019, up from 240 followers on February 1, 2019, for a 42% increase this quarter.
 - The Instagram post with the most impressions since February 1, 2019 was posted on May 16, 2019 and features a picture of Texas A&M Kingsville students in the water with their concrete canoe: "@javelinanon Rowin' Hoggies are ready to

go! #concretcanoe #txmxasce19." The post received 34 likes, made 383 impressions, and reached 247 accounts (33% of which were not following us).

- [LinkedIn](#): The Texas Section ASCE LinkedIn member-only group had 1,457 members on June 1, 2019. The group is still active and available for members, but it no longer provides analytics, and the primary LinkedIn location for the Section is now the LinkedIn company page, called **ASCE Texas Section**, that was created in January 2019. Analytics going forward will be for this page. Since it hasn't been around for a year yet, the reported analytics will cover this quarter only. The section's LinkedIn company page had **148** followers on June 1, 2019, up from 22 followers on February 1, 2019, for a 572% increase this quarter.
 - o The LinkedIn post with the most impressions was posted June 6, 2019 and had 7,033 impressions: "With great sorrow, we share with you that ASCE Dallas Branch President, Anthony Luce PE, passed away peacefully June 5th after an extended illness. He was a BGE Project Manager with tremendous spirit, leadership and humor. He is survived by his wife and two young children, other family members and, of course, his ASCE family. Please lift up Anthony's family at this time."

Social Media Year-Over-Year Statistics

(# of Followers)

	Twitter	Facebook	Instagram	LinkedIn Page
June 2018	1,159	612	N/A	N/A
June 2019	1,400	740	368	148

Social Media Quarterly Statistics

(# of Followers)

	Twitter	Facebook	Instagram	LinkedIn Page
Feb 2019	1,295	673	240	22
March 2019	1,334	680	246	45
April 2019	1,349	687	272	77
May 2019	1,371	713	313	93
June 2019	1,400	734	340	148

ASCE Texas Section

Communications Report for July 2019 Executive Committee Meeting

Bailey Pattison, Communications Specialist

1. **Website:**

The website had 4,884 unique page views in May 2019, up from 4,566 unique page views in February 2019, for a 6.9% increase this quarter.

- **Top 10 TexASCE pages with most unique page views since February 2019**

1. Homepage with 3,181 unique page views
2. Student Symposium page with 2,099 unique page views
3. Career Center with 778 unique page views
4. Texas Section Leadership page with 562 unique page views
5. Scholarships page with 505 unique page views
6. Events page with 468 unique page views
7. ASCE Texas Section's CECON page with 335 unique page views
8. Branches page under "About Us" with 315 unique page views
9. May Technical Webinar with 230 unique page views
10. Specific job listing for Project Manager with 223 unique page views

Unique page views are the most accurate representation of how many people are looking at a website. This is because unique page views only measure how many people view a page one time rather than counting every single page view, including the times the same person views the same page multiple times. With these metrics, we know which pages are the most popular. In addition, if there is a page that we want more members to view and it isn't showing up as one of the top pages, with the most unique page views, we can strategize how to better reach members with that page. The Texas Section will continue to monitor unique page views as a gauge for how successfully we are driving people to the pages we want and to see how well the site is performing overall.

2. **Email Blasts:** Monthly *TexASCE Advisor* e-newsletters are sent during the first two weeks of each month. Other marketing emails and campaigns are also distributed throughout the month on topics such as upcoming events, webinar offerings, and special student-focused emails.

- **Most viewed email sent to assigned users since February 1, 2019**

- Title: "TexASCE Advisor – May 2019"
- Audience: 6,649 assigned members
- When: May 2, 2019
- Open Rate: 28.1% open rate. This means 1,768 members opened the email.
- Click Rate: 7.4% click rate. This means 131 clicked on something.

The Texas Section averages a 24% open rate based on data collected from its last 10 email campaigns, as compared to the 20% industry open rate reported by Constant Contact.

3. **CECON 2019:** A detailed preliminary CECON 2019 marketing plan was presented to the CECON 2019 co-chairs on November 28, 2018 and includes an overall marketing timeline as well as topics for messaging leading up to CECON 2019. The Texas Section has been sending regular emails and scheduling social media posts on the approved messaging topics as information is available. The Section has worked with the CECON Marketing Subcommittee to design a suite of social media and email promotional graphics that it then uses in social media posts and marketing emails. To reach more people, the Section also designed a suite of social media graphics for keynote speakers, sponsors/exhibitors, and collaborators to use when advertising to their own social media networks. A Facebook event has been created, and the Section regularly posts updates about CECON on it and all social media accounts. In addition

to regular posts, the Section is utilizing paid social media posts, pinned tweets and posts, email templates, and other strategies over time to cohesively market CECON.

4. **Media Relations:** The Section has an association news monthly feature in the statewide publication "Texas Contractor Magazine." The Section's latest article is titled, "ASCE Texas Student Symposium Recap." Other topics since February have included Engineer's Week, Legislative Drive-In, Infrastructure Week, and CECON. The Section also submits a calendar of events to the Austin issue of "Construction News" association monthly calendar. Here are some other highlights:
 - Our Legislative Drive-In Recap was featured by ASCE Headquarters in their "This Week in Washington" newsletter
 - Brandon Klenzendorf PhD, PE worked on talking points with ASCE and spoke about aging dams in Texas on CBS Austin on May 21, 2019. The news story also gave a shout-out to the Infrastructure Report Card.
5. **Social Media:**
 - **Facebook:** The Section's Facebook page had **734** followers as of June 1, 2019, up from 612 on June 1, 2018, for a 20% increase year-over-year (YoY). This is a 9% increase for the quarter as we had 673 followers on February 1, 2019.
 - The most successful organic (not paid) post from February 1, 2019 – June 1, 2019 with 3,600 people reached and 681 engagements: "We had a blast connecting with over 300 students & professionals from Texas & Mexico at the 2019 Texas ASCE Student Symposium in South Padre Island last month. Students showcased their year of hard work in the Concrete Canoe, Blue Sky, & Mystery Design Competitions, attended technical & career-oriented seminars, & interacted with potential employers at the career fair & networking mixers. Shoutout to ASCE UTRGV for hosting & doing a great job leading the event. We will post a full recap soon, but for now, enjoy this little teaser video, sponsored by Hilti. #txmxasce19."
 - This post reached 1,918 more people and had 519 more engagements than the most popular post of 2018, which had 1,682 people reached and 162 engagements.
 - **Twitter:** The Section's Twitter account had **1,400** followers on June 1, 2019, up from 1,159 followers on June 1, 2018, for a 21% increase year-over-year (YoY). This is an 8% increase for the quarter as we had 1,295 followers on February 1, 2019.
 - The tweet with the most impressions from February 1 – June 1, 2019 was posted March 15, 2019 and had 10,000 impressions: "#TexASCE Members met with Senator @JohnCornyn for #TexasThursdayCoffee at the Capitol. They discussed #InfrastructureNow and fixing the Highway Trust Fund. L-R: Lindsay O'Leary PE, Augustine Verrengia PE, Senator Cornyn, and Jean-Louis Briaud PhD PE #ASCE2DC #txlege #Congress pic.twitter.com/wC6pcchkYU."
 - This post had 6,931 more impressions than the most popular tweet of 2018, which had 3,069 impressions.
 - **Instagram:** In July 2018, the Texas Section created an Instagram account: **asce_texassection**. Since it hasn't been around a year yet, the reported analytics cover this quarter only. The Section had **340** followers on Instagram as of June 1, 2019, up from 240 followers on February 1, 2019, for a 42% increase this quarter.
 - The Instagram post with the most impressions since February 1, 2019 was posted on May 16, 2019 and features a picture of Texas A&M Kingsville students in the water with their concrete canoe: "@javelinanon Rowin' Hoggies are ready to

go! #concretcanoe #txmxasce19." The post received 34 likes, made 383 impressions, and reached 247 accounts (33% of which were not following us).

- [LinkedIn](#): The Texas Section ASCE LinkedIn member-only group had 1,457 members on June 1, 2019. The group is still active and available for members, but it no longer provides analytics, and the primary LinkedIn location for the Section is now the LinkedIn company page, called **ASCE Texas Section**, that was created in January 2019. Analytics going forward will be for this page. Since it hasn't been around for a year yet, the reported analytics will cover this quarter only. The section's LinkedIn company page had **148** followers on June 1, 2019, up from 22 followers on February 1, 2019, for a 572% increase this quarter.
 - o The LinkedIn post with the most impressions was posted June 6, 2019 and had 7,033 impressions: "With great sorrow, we share with you that ASCE Dallas Branch President, Anthony Luce PE, passed away peacefully June 5th after an extended illness. He was a BGE Project Manager with tremendous spirit, leadership and humor. He is survived by his wife and two young children, other family members and, of course, his ASCE family. Please lift up Anthony's family at this time."

Social Media Year-Over-Year Statistics


(# of Followers)

	Twitter	Facebook	Instagram	LinkedIn Page
June 2018	1,159	612	N/A	N/A
June 2019	1,400	740	368	148

Social Media Quarterly Statistics

(# of Followers)

	Twitter	Facebook	Instagram	LinkedIn Page
Feb 2019	1,295	673	240	22
March 2019	1,334	680	246	45
April 2019	1,349	687	272	77
May 2019	1,371	713	313	93
June 2019	1,400	734	340	148

FORM F-2	SECTION OFFICE REPORT			
	Agenda Item Number	5.2	Item Title	Operations
	Date	7/12/19	Reported by	Mike Sosa
	Purpose	2018-2019 Executive Committee Meeting		

REPORT	Annual Reports and Tax Returns		
--------	--------------------------------	--	--

- **Annual Reports:** Reports were collected by ASCE through an online form in 2018 (we assume the same 2019). The deadline for submittal is November 30, 2019. The timely submittal of annual reports helps to ensure the Texas Section receives an annual allotment from ASCE.
- **Tax returns:** The new deadline to file the Section's 2017 Form 990 is August 15, 2019. Section leaders continue to work to close out fiscal year accounting; the 2018 ASCE Texas Student Symposium financial report has not been submitted at the time of this report. Ron Meyer will draft Form 990 once 2018 program accounting is completed. Staff will review the draft in detail and subsequently provide it to the Board for review. It will also be provided to ASCE's Finance Department for their review and comment prior to submittal to the IRS.
- Austin, Fort Worth, and San Antonio Branches filed extension requests. The new deadline to file their respective 2017 Form 990's is August 15, 2019.
-

REPORT	Inventory		
--------	-----------	--	--

- Orders for the "Engineering a Better Texas" centennial history book continue to be slow. Current inventory of the book is approximately 185. It is recommended the STEM Committee, or other committee, consider donating the remaining books to Texas schools or libraries. The cost to store remaining books off-site is \$264/year.
- The Section still has approximately 150 business card holders. It is recommended that these continue to be distributed at our events (including the Symposium and LDW).

REPORT	Subsidiary Bylaws		
--------	-------------------	--	--

Recommended for approval: NONE

The following bylaws may need to be updated after coordinating with the appropriate leaders:


- Caprock Branch & Fort Worth Branch

Note: sample Texas Section subsidiary bylaws are available for both Branches and Institute Chapters upon request.

REPORT	Section Meetings Schedule		
--------	---------------------------	--	--

- The next Board of Direction Meetings will take place in conjunction with Texas CECON 2019 in September.
- The next Executive Committee Meeting will take place in early 2020 (location TBD).
- All Upcoming Events: <https://www.texasce.org/events/>

ITEMS FOR AGENDA	None
------------------	------

FORM F-2		OFFICER REPORT	
	Agenda Item Number	5.3	Item Title
	Date	7/12/19	Reported by
	Purpose	2018-2019 Executive Committee Meeting	
		Trust Funds	
		Lindsay O'Leary PE	

REPORT	Texas Civil Engineering Foundation (TCEF)		Allen Bud Beene PE
--------	--	--	--------------------

- TCFF's *Texas Section Past Presidents Educational Trust Fund* Trustees: Tim Newton PE, Jack Furlong PE, Crespín Guzmán PE, and Ricky Bourque PE
- Fund balance as of June 26, 2019 = \$81,003 (September 30, 2018 = \$85,100)
- TCEF is seeking two officers: Executive VP (2019-2025 term) and VP Administrative (2019-2025 term).
- Fundraising efforts will be continued for the *Trust Fund* to provide support of Texas Section activities.
- FY2018-2019 Report to be provided by September 3, 2019 for review during Fall Board of Direction Meeting at CECON 2019.

REPORT	John B. Hawley Memorial Trust Fund		Theodore Cleveland PE
--------	---	--	-----------------------

- Trustees: Dr. Ted Cleveland PE, Dr. Mark Boyd PE, and Sean Merrell PE
- Fund balance as of June 26, 2019 = \$302,371 in Edward Jones account
- J.P. Morgan Chase account has been closed and the remaining balance is being sent to Edward Jones (\$2,582) as of 6/26/19. Former Trustees David Schnurbusch is working to close the CD account with Chase and transfer the balance (\$15,000 bond) to Edward Jones.
- For reference, June 1, 2018 = \$311,800 (combined Edward Jones & J.P. Morgan Chase)
- Fellowship Status: \$5,000 award to be provided in 2019. This fellowship was announced March 2019 via direct email to Student Chapter contacts and Practitioner Advisors, TexASCE Advisor e-newsletter, and social media. Four (4) applications were received by the May 10, 2019 deadline. Trustees received these applications via a web-based portal and are in the process of evaluating applicants. The last award was 2016.
- Tax Status: 2017 Form 1041 filed in December 2018 by Ron Meyer PLLC
- FY2018-2019 Report to be provided by September 3, 2019 for review during Fall Board of Direction Meeting at CECON 2019.

REPORT	J. Walter Porter Memorial Trust Fund		Donald Willhouse PE
--------	---	--	---------------------

- Trustees: Don Willhouse PE, Ron Lemons PE, and Brett Pope PE
- Fund balance as of June 26, 2019 = \$69,083 (December 31, 2018 = \$67,300)
- Fellowship Status: \$5,000 award to be Presented during CECON 2019. The recipient has been selected by the Trustees. This fellowship was announced January 14, 2019 via direct email to Student Chapter contacts and Practitioner Advisors, TexASCE Advisor e-newsletter, and social media. Eight (8) applications were received by the February 15, 2019 deadline.
- Tax Status: 2017 Form 1041 filed in May 2018 by Ron Meyer PLLC
- FY2018-2019 Report to be provided by September 3, 2019 for review during Fall Board of Direction Meeting at CECON 2019.

ITEMS FOR AGENDA	

ASCE TEXAS SECTION
2018 - 2019 OPERATING BUDGET
APPROVED 9/21/18

REVENUES & EXPENSES									
	REVENUES	ADOPTED BUDGET 2016-2017	2016-2017 AMENDED 1/13/2017	ACTUAL as of 9/30/2017	ADOPTED BUDGET 2017-2018	2017-2018 AMENDED 1/19/2018	ACTUAL as of 9/30/2018	ADOPTED BUDGET 2018-2019	ACTUAL as of 4/30/2019
ALLOTMENT DUES VOL REBATE									
4110	NATIONAL ALLOTMENT	44,000	44,000	43,880	44,000	44,000	43,839	44,000	43,969
4120	BRANCH DUES	45,000	45,000	42,452	45,000	45,000	42,044	45,000	35,812
4130	SECTION DUES	267,273	329,940	273,380	309,720	309,720	271,203	270,000	231,203
4140	SECTION VOLUNTARY CONT	5,500	5,500	5,372	5,500	5,500	5,390	5,500	2,001
TOTAL DUES & ALLOTMENT		361,773	424,440	365,084	404,220	404,220	362,476	364,500	312,985
SX MTS/CONFS/SPEC EVENTS									
4210	TX CECON (SUPPORT & SEED REPAYMENT)	25,000	25,000	25,000	22,000	38,000	0	22,000	
4211	STUDENT SYMPOSIUMS (GENERAL)	4,000	4,000	2	0	0	3	0	2
4211-17	STUDENT SYMPOSIUM 2017 (UTEP)	4,000	4,000	(260)			274	0	0
4211-18	STUDENT SYMPOSIUM 2018 (TAMU)				4,000	4,000	8,625	0	0
4211-19	STUDENT SYMPOSIUM 2019 (UTRGV)							0	73,796
4211-20	STUDENT SYMPOSIUM 2020 (UTA)							0	0
4215-19	LEGISLATIVE DRIVE-IN 2019							1,000	1,180
4221	OTHER CONFERENCES						15,621	500	90
4231	MERCHANDISE SALES	100	100	1,043	575	575	91	100	(13)
TOTAL SX MTGS/CONFERENCES		33,100	33,100	25,786	26,575	42,575	24,614	23,600	75,055
PUBLICATIONS/COMMUNICATIONS REVENUE									
4313	TCE-DISPLAY ADS	30,000	30,000	25,500	30,000	30,000	21,775	5,000	0
4314	TCE-PROFESSIONAL CARDS	10,000	10,000	8,410	10,000	10,000	7,280	5,000	0
4331	CLASSIFIED ADS TCE/WEB	10,000	10,000	5,064	5,000	5,000	8,543	10,000	6,503
4332	DIGITAL ADVERTISING	0	0	1,411	1,500	1,500	1,740	10,000	94
4341	PROCEEDINGS - PREVIOUS MTGS			150			0	0	0
4342	PROCEEDINGS - CURRENT YEAR MTGS						0	0	0
TOTAL PUB REVENUE		50,000	50,000	40,535	46,500	46,500	39,338	30,000	6,597
SEMINAR/WEBINAR REVENUE									
4410	CPDS-TX SX SPONSORED	10,000	10,000	6,966	10,000	10,000	8,369	10,500	3,040
4440	eLIBRARY - ETHICS PASS	150	150		150	150	30	0	0
TOTAL SEMINAR REVENUE		10,150	10,150	6,966	10,150	10,150	8,399	10,500	3,040
OTHER REVENUE									
4510	INVESTMENT DRAW	0	0		15,000	15,000	10,250	36,500	0
4530	INTEREST	0	0		0	0	0	0	0
4540	GENERAL BRANCH FUND DRAW				8,100	8,100	0	7,350	0
4550	MISCELLANEOUS	0	0	94	0	0	0	0	108
TOTAL OTHER REVENUE		0	0	94	23,100	23,100	10,250	43,850	108
DESIGNATED REVENUE									
4610	TCEF SUPPORT						0	0	0
4620	TCEL/SAC		700	700	700	700	0	1,000	1,000
4630	ASCE GRANTS SPAG		1,750	1,750	0	3,750	1,875	0	1,875
4635	GRANTS (OTHER ASCE)	1,500	1,500	431	500	500	0	1,500	800
4640	REGION 6 FUNDING						800	1,200	1,500
4650	GRANTS (NON-ASCE)	17,816	17,816	0	0	0	0	0	0
TOTAL DESIGNATED REVENUE		19,316	21,766	2,881	1,200	4,950	2,675	3,700	5,175
TOTAL REVENUES		474,339	539,456	441,345	511,745	531,495	447,752	476,150	402,960

NOTES

(received in December 2017)
pass-through
FY17-18 # of Subscribing Members as of 4/30/17 (5,162) x \$60 Sec Dues; FY18-19 consider \$ received in prior years

FY17-18 membership drives needed, including email/letter to new PE (get TBPE List)

4 year seed repay completed Aug. 2017; \$20k annual commitment; \$2k/yr for Staff Travel; \$16k profit from CECON 2017.
FY15-16 \$12k TTU Platinum Sponsorship (multi-year, \$4k/yr - Symp16, 17, 18)
sponsorships & pre-orders for Job Fair or other
sponsorships & pre-orders for Job Fair or other
FY18-19 assume \$0 profit for TexASCE based on possible changes due to ASCE/AISC split

FY18-19 assume 50 attendees @ \$20/ea
FY17-18 I Week Event - Harvey Panel and Harvey Report Release; FY18-19 Possible I Week Event
net sales (less tax); FY17-18 est 15 books + other merch; FY18-19 est 3 books

FY18-19 Numbers will likely change when TCE moves to 100% digital/online
FY18-19 Numbers will likely change when TCE moves to 100% digital/online
Include JobTarget Career Center sales
FY18-19 Numbers will likely change when TCE moves to 100% digital/online and new webiste is up

(Note FY18-19 revenue drops as well as expenses for TCE print production)

FY18-19 Goal: Increase Webinar Marketing, Leverage Institute Chapter Webinar MOU
Previously recorded ethics webinars. FY18-19: Eliminate this offering - recorded ethics webinars are dated

FY17-18 Web Redesign (\$10k) IRC Support (\$5k); FY18-19 TCE Digital (\$5k) Balance Budget (\$31.5k)

FY17-18 1/2 LDW (\$7,500) & 2 MRLC reg (\$300/ea); FY18-19 1/2 LDW (\$6,750) & 2 MRLC reg (\$300/ea)
ILDW Savings Account (9064) = \$26k as of 8/23/18 post LDW drawl
FY15-16 coding to 4331 & 4435; FY18-19 includes credit card "cash back" rewards

Student Tech Paper Prize Funds; FY18-19 TCEL will increase their support from \$700 to \$1K
FY15-16 request was \$5,000; 1/2 rcv'd in January for IRC balance rec'd Sept.; FY-17-18 Two Grants Awarded; FY18-19 N/A
FY16-17 STAY Grants rec'd 10/31/16 but returned June 2017; FY17-18 No STAY Grant; FY18-19 STAYGrant
FY17-18 STEM Committee at Educator's Conference in Galveston; FY18-19 for Drive-In
FY16-17 UEF grant for STEM denied

ASCE TEXAS SECTION
2018 - 2019 OPERATING BUDGET
APPROVED 9/21/18

EXPENSES		ADOPTED BUDGET 2016-2017	2016-2017 AMENDED 1/13/2017	ACTUAL as of 9/30/2017	ADOPTED BUDGET 2017-2018	2017-2018 AMENDED 1/19/2018	ACTUAL as of 9/30/2018	ADOPTED BUDGET 2018-2019	ACTUAL as of 4/30/2019
SALARIES & SUPPORT									
5111	SALARIES-GROSS	214,000	214,000	192,571	206,000	206,000	179,953	192,500	107,571
5112	SALARIES-SOC SEC	18,000	18,000	14,545	74,500	74,500	13,730	22,538	8,156
5113	SALARIES-INSURANCE	45,700	45,700	50,298			49,999	52,588	39,629
5121	SERVICES-CONSULTING/TEMPS	20,000	20,000	25,959	21,600	21,600	18,433	18,600	10,164
5122	SERVICES-ARCHIVING	0	0	0	0	0	0	0	0
5131	SERVICES-PYR ADM	1,200	1,200	1,200	1,200	1,200	1,200	1,200	700
TOTAL SALARIES & SUPPORT		298,900	298,900	284,573	303,300	303,300	263,315	287,425	166,220
SX MTGS/CONFS/SPEC EVENTS									
5200	SX OFFICE EXPENSES	100	100	110	500	500	0	500	0
5210	TX CECON						0	0	0
5211-17	SUPPORT-STUDENT SYMPOSIUM 2017 (UTEP)	4,000	19,000	3,490			996		0
5211-18	SUPPORT-STUDENT SYMPOSIUM 2018 (TAMU)			514	14,000	14,000	19,816	0	0
5211-19	SUPPORT-STUDENT SYMPOSIUM 2019 (UTRGV)					5,000	9,828	10,000	60,130
5211-20	SUPPORT-STUDENT SYMPOSIUM 2020 (UTA)							5,000	0
5215-19	LEGISLATIVE DRIVE-IN 2019							5,000	3,244
5220	LEADERSHIP DEVELOPMENT WEEKEND (LDW)						9,763	13,500	56
5221	OTHER CONFERENCES	5,000	5,000	14,511	15,000	15,000	11,291	0	0
5222	EXCOMM MEETING (INCLUDES AV)	1,000	1,000	547	1,500	1,500	1,149	1,500	42
5223	BOARD MEETING (INCLUDES AV)		1,000	1,583	1,500	1,500	4,003	2,500	0
5224	PRESIDENTS RECEPTION (@ MTGS)		1,500	3,070	3,750	3,750	2,364	1,500	743
5230-05	HISTORY BOOK	300	300	333	300	300	264	264	204
5230-10	RESEARCH/ARCHIVING	2,000	2,000	118	250	250	0	0	0
5240	ASCE CONFERENCE CONTRIBUTION	2,000	2,000	29	1,000	2,000	1,388	2,000	1,000
TOTAL SX MTGS/CONFERENCES		14,400	31,900	24,305	37,800	43,800	60,861	41,764	65,420
PUBLICATIONS/COMMUNICATIONS EXPENSE									
5311	TCE-POSTAGE	1,200	1,200	1,635	1,200	1,200	1,686	600	0
5312	TCE-OUTSOURCING	15,000	15,000	13,875	15,000	15,000	14,144	5,000	0
5313	TCE-PRINTING/PRODUCTION	8,000	8,000	7,064	8,000	8,000	6,186	4,000	0
5318	WEB SITE-MAINTENANCE	6,500	6,820	6,820	7,000	7,000	7,161	2,500	636
5319	WEB SITE-UPGRADES		0	0	10,000	10,000	5,125	0	5,585
5321	COMM SUPPORT	1,500	1,800	3,099	3,000	3,000	3,192	3,700	1,773
TOTAL PUB/COM EXPENSE		32,200	32,820	32,493	44,200	44,200	37,494	15,800	7,994
SEMINAR/WEBINAR EXPENSE									
5410	CPDS-TX SX SPONSORED						0	0	0
TOTAL SEMINAR EXPENSE		0	0	0	0	0	0	0	0
SECTION SERVICES									
5511	BR DUES-PASS THRU	45,000	45,000	42,452	45,000	45,000	42,044	45,000	35,812
5513	OFFICERS-TRAVEL/EXPENSES	5,000	5,000	79	2,500	2,500	2,149	2,500	699
5514	MULTI REGION LEADERSHIP CONFERENCE	3,000	600	718	1,200	1,200	220	2,400	1,870
5521	HISTORY COMMITTEE	1,000	1,000		1,000	2,000	1,500	2,000	500
5522	HONORS COMMITTEE	1,200	1,200	1,598	1,000	1,000	2,698	1,000	0
5522-10	JOURNALISM AWARD (EIJ)		1,000	149	500	500	50	250	0
5523	MEMBERSHIP COMMITTEE	3,000	3,000	353	1,500	1,500	0	1,500	0
5524	PAST PRES. COUNCIL/OCEA	2,000	2,000		1,000	1,000	936	1,400	667
5525	GOVERNMENT AFFAIRS			487	500	500	342	1,000	466
5526	STUDENT ACTIVITIES CMTE	200	200	272	500	500	1,794	500	0
5527-10	STEM CMTE		17,816	973	1,000	2,600	2,875	2,600	2,391
5528	YOUNGER MEMBERS CMTE	250	250	152	500	500	566	500	0
5529	OTHER COMMITTEES	1,000	3,500	5,018	2,000	2,000	454	2,000	0
5532	INFRASTRUCTURE REPORT CARD CMTE		16,000	14,787	5,000	5,000	6,967	1,000	0
5560	ASCE-TXSX OFFS GIFTS/AWARDS	1,000	1,000		250	250	625	500	0
TOTAL SECTION SERVICES		62,650	97,566	67,037	63,450	66,050	63,220	64,150	42,405

NOTES

3 FTEs (ED, Communications Specialist, Data Coordinator)

Note: Overhead increased with full-time ED

FY17-18 CPA (\$1,300/mo.), IT (\$500/mo.); FY18-19 CPA (\$1,100/mo.), IT (\$450/mo.) - Reminder Increase CPA during audit years

\$100/mo for TSPE payroll processing

Misc. Expenses

CECON Checking Account (7248) = \$98,840 as of 6/22/18.

FY15-16 deposit for lake; FY16-17 TTU CoE support \$4k & TS \$15k; actual spons brochure + conv cntr deposit

FY17-18 TTU CoE pass thru of \$4k & TS support \$10K

FY17-18 Deposit for SPI Convention Centre; FY18-19 TS support \$10K

FY18-19 Assume deposit will be required for venue(s)

FY16-17 expenses = ~\$4k, FY18-19 estimate increased expenses due to increased attendance

TS Annual Leadership Development Weekend (\$7,500 provided by General Branch Fund) (lined added 9/3/18)

Use this GL code for misc., unplanned meetings; FY17-18 I Week & Harvey Report Release Events

January and Summer - \$750/ea; Includes: room rental, food, AV

Symposium and CECON - \$1,250/ea; Includes: room rental, food, & limited AV

Symposium, Leadership Dev. Wknd, & CECON - \$1,250/ea; includes: room rental & food; FY18-19 reduced

inventory storage (\$22/mo)

FY18-19 Project not anticipated

FY15-16 National Canoe Comp BBQ sponsorship @UT-Tyler; FY17-18 \$1k for Chi Epsilon National Conclave, \$1k for CI Summit & Structures

Congress; FY18-19 \$1K for MRLC Dallas, \$1k for National Student Steel Bridge Comp (UTEP)

\$300/qty issue for print opt-ins; FY18-19 Assume only two printed isses (89.1 & 89.2)

Lori Brix - Silent Partners - Advertising sales; FY18-19 assume sales will be down

FY18-19 est 2 issues @ \$2k ea

FY16-17 cost \$6,500; FY17-18 cost \$7,120; FY18-19 \$1,500 budget for as needed support - no annual fee except hosting (\$1,000) - Reminder for FY19-20: WP Engine hosting

FY17-18 website redesign; FY18-19 no additional costs anticipated

iStock (\$60/mo), HootSuite (\$5/mo), Adobe Creative Cloud (\$50/mo), SurveyGizmo (\$280/yr), Constant Contact (\$100/mo),

Dropbox (\$11/mo), Canva (\$12/mo), Texas Media Directory (\$500); FY17-18 year 5 of 5 for CANTO Archive services;

NEW FY18-19 Constant Contact = \$136/mo and ASCE covers \$36/mo while TxSx pays balance

Includes travel for ASCE Presidents and Governors Forum, and ASCE Legislative Fly-In

Annually: \$300/person reg fee - TS ED and Pres Elect; FY18-19 increase # of attendees b/c event is in Dallas (5 volunteers, 3 staff)

FY15-16 \$300 EP bound. marker; FY17-18 Dallas Old Red Courthouse Centennial Plaque \$1.5k; FY18-19 \$500 TSHA Annual Mtg Sponsor

Increase budget by \$1,500 when Lifetime Service Awards will be presented (every 5 years, next = 2023)

FY16-17 for 2 yrs (present both potentially @ CECON 2017)

FY16-17 STAY Grant expenditures; FY18-19 Socia Media Post Bosts, CECON Registration Fee giveaways, etc.

FY17-18 Cast Bronze Plaque ~\$1,250 + \$150 for wood plaque

FY17-18 \$500 for Government Affairs Business Cards; FY18-19 \$500 biz cards & \$500 Travel/Training/Recruiting

FY17-18 Student Comp. Coordinator needs a few new buoys for Concrete Canoe Races

FY16-17 UEF grant denied (was at 5650); FY17-18 \$1K for TAME STEM Comp Support & \$1.6K for State STEM Conference

For MRLC registration (\$300); FY17-18 YM 2017 Camping Trip Overages due to venue change (\$200)

\$2,000 for Institute Chapter Mtgs & Travel

FY16-17 2017 IRC Production & Consultant; FY17-18 Materials/Outreach for 2017 IRC; FY18-19 Materials for Drive-In

Bound TCEs (1 for Past President, 1 for TxSx Archive); FY19-20 evaluate if TCE Digital is implemented

ASCE TEXAS SECTION
2018 - 2019 OPERATING BUDGET
APPROVED 9/21/18

EXPENSES		ADOPTED BUDGET 2016-2017	2016-2017 AMENDED 1/13/2017	ACTUAL as of 9/30/2017	ADOPTED BUDGET 2017-2018	2017-2018 AMENDED 1/19/2018	ACTUAL as of 9/30/2018	ADOPTED BUDGET 2018-2019	ACTUAL as of 4/30/2019
DESIGNATED EXPENSE									
5620	TCEL/SAC	700	700	700	700	700	1,300	1,000	1,000
5622	KEITH McBRIDE SPIRIT of COMP. AWARD	1,800	1,800	2,400	1,200	1,200	221	850	900
5625	SAC CHR TRAVEL ALLOT	2,000	2,000	1,711	2,000	2,000	3	2,000	861
5630-15	ASCE GRANTS SPAG 2016						0		0
5635	GRANTS (OTHER ASCE)	1,500	0	136	0	0	0	0	0
5650	GRANTS (NON-ASCE)	17,816	0		0	0	0	0	0
5660	MEMORIAL GIFTS - OTHER		500	100	250	250	131	250	0
TOTAL DESIGNATED EXPENSE		23,816	5,000	5,047	4,150	4,150	1,655	4,100	2,761
SECTION ADMIN									
5710	STAFF TRAINING	1,500	1,500	1,523	2,400	2,400	1,727	2,400	1,305
5711	RENT	22,550	25,000	25,137	25,000	25,000	24,967	26,000	13,244
5720	SECTION OFFICE RELOCATION			278	0	0	0	0	0
5721	PROPERTY TAX	500	500	480	500	500	419	510	420
5722	EQUIPMENT FUND & EQUIP/FURN R & M	4,000	4,000	6,302	2,000	2,000	5,859	7,500	5,611
5729	BANK FEES	120	120	371	100	300	368	345	230
5731	CREDIT CARD TRANS FEES	2,000	3,000	3,526	3,500	3,500	3,768	3,500	2,555
5732	AUDIT	7,000	7,000	7,500	0	0	0	0	0
5733	INSURANCE (B & L)	1,300	1,300	1,262	1,300	1,300	1,356	1,400	1,435
5734	OFFSITE STORAGE/ARCHIVES	1,140	1,140	1,160	1,200	1,200	1,228	1,200	792
5735	STAFF-TRAVEL/EXPENSES	8,000	8,000	15,485	13,500	13,500	10,974	10,000	8,040
5736	MISCELLANEOUS	4,000	500	1,078	500	500	293	500	521
5737	DUES & SUBSCRIPTIONS	850	850	890	1,450	1,450	970	1,450	555
5741	OFFICE SUPPLIES	1,500	1,500	1,221	750	750	588	750	744
5742	POSTAGE/SHIPPING	1,100	1,100	1,055	1,100	1,100	1,092	1,500	55
5743	PRINTING	300	300	366	300	300	419	500	258
5744	EX DIR CELL PHONE	850	850	958	850	850	800	850	359
5745	EX DIR MARKETING BUDGET				750	750	332	750	413
5747	TELECOMM SVCS (PHN EMAIL INTERNET)	4,000	4,000	3,783	3,400	3,400	2,947	3,400	1,489
TOTAL SECTION ADMIN		60,710	60,660	72,374	58,600	58,800	58,107	62,555	38,026
TOTAL EXPENSES		492,676	526,846	485,830	511,500	520,300	484,652	475,794	322,826
OPERATIONAL EXCESS REV (OR EXP)		(18,337)	12,610	(44,485)	245	11,195	(36,900)	356	80,135

MONTHLY COMPILATION REPORT									October-18 through April-19
9510 -	DIVIDEND - INVESTMENTS								295
9520 -	GAIN (LOSS) - INVESTMENTS								12,375
5723 -	DEPRECIATION EXPENSE								(1,158)
	Net Increase/(Decrease) in Net Assets								91,647

NOTES

prize awards equal TCEL donation at 4260: 600, 300, 100
FY16-17 included previous years' prizes; FY18-19 \$125 plaque + \$300 prize money x 2 (Canoe & TBD)
for SAC Chair/Comp Coordinator

record only writing expenses or pass thru to BR/Chptr here; internal to TS record at cmte
record only writing expenses or pass thru to BR/Chptr here; internal to TS record at cmte

\$600/employee: Continuing Ed (\$40-\$75 per webinar) & TSAE Conference (\$300 + possible travel)
FY18-19 monthly base rent = \$2,008 + op expenses (\$100/mo)

FY17-18 est \$400 TCAD + \$110 for Xerox copier
FY17-18: Server/Cloud Sys; FY18-19 xerox rental (\$140/mo), computers (\$355/mo), Office 365, Box.com, etc (\$70/mo), Quickbooks (\$60/mo)
FY17-18 Electronic Transfer for Branch Dues Pass Through \$3/Transaction; FY18-19 include \$10/mo fee for EFT

every 5th year; next FY21-22

\$100/mo
ED: 15 Branches & TAME STEM Compet.; ED & Staff: Symposium, Leadership Wknd, Site Visits - Doesn't include CECON (\$2k bill to 5210)
FY15-16 excess for AV & Pres recpt now at 5223 & 5224; Food/Coffee for Staff meetings & Holiday Dinner
TSAE (\$280/ea for ED, Operations, Data), ASCE (\$310 for ED), Misc memberships (AMA for Communications \$260), PE for ED (\$40)
Includes toner for printer & bottle water service
includes 2 permit renewals, stamps, general shipping
includes Xerox print costs and misc printing such as biz cards; Xerox rental at 5722

Cover costs of meeting with potential partners/collaborators, and potential members/volunteers
Freedom Voice (\$120/mo) and Google Fiber (\$160)

07/01/2019: RZ added these lines from compilation report.
07/01/2019: RZ added these lines from compilation report.
07/01/2019: RZ added these lines from compilation report.



**Honor the Texas flag;
I pledge allegiance to thee,
Texas,
one state under God,
one and indivisible.**